

MONTH OF MAY 2015

HOPKINS COUNTY SHERIFF'S OFFICE
BUTCH ADAMS, SHERIFF

49 OFFENSES REPORTED AND INVESTIGATED

66,686 MILES TRAVELED BY DEPUTIES (PATROL, TRANSPORTING, ETC)

-0- CIVIL PAPERS PROCESSED

11 TRIPS TO TERRELL STATE HOSPITAL

16 TRIPS TO TDC

38 TRIPS OUT OF COUNTY

2 TRIPS OUT OF STATE

-0- TRIPS TRANSPORTING JUVENILES

N/A TOTAL GALLONS OF GASOLINE USED.

MONEY COLLECTED BY THE HOPKINS COUNTY SHERIFF'S OFFICE

\$ -0- RECEIVED FOR SERVING CIVIL PAPERS

\$ -0- RECEIVED FOR HOPKINS COUNTY BOND FEES

\$ -0- RECEIVED FOR WORK PROGRAM PAID TO TREASURER

\$ -0- RECEIVED FOR MISC. PAID TO COUNTY TREASURER

\$ -0- RECEIVED FOR COUNTY ATTORNEY WARRANTS, ETC.

\$ -0- RECEIVED FOR FINES ON TBC, ETC (CAPIAS COUNTY CLERK)

\$ 2,496.14 RECEIVED FOR LOCAL TRAFFIC & VIOL. (JP, DPS, ETC)

\$ -0- RECEIVED FOR OTHER (TAX SALE COMMISSION, ETC.)

\$ 2,496.14 TOTAL MONEY RECEIVED & PAID TO HOPKINS COUNTY

\$ -0- RECEIVED FOR MISC (OTHER THAN COUNTY)

\$ 1,422.00 RECEIVED FOR CITY CASES

\$ 1,500.00 RECEIVED FOR OUT OF COUNTY WARRANTS

\$ 4,000.00 RECEIVED FOR CASH BONDS

\$ -0- RECEIVED FOR EXECUTIONS


\$ 9,418.14 TOTAL MONIES COLLECTED

Sulphur Springs Special Crimes Unit
MONTHLY REPORT
May 2015

Warrants	4
Reports	3
Search Warrants	1
Verbal Consents	2
Felony Charges filed	7
Misd. Charges filed	0
Felony Arrest	8
Misd. Arrest	1
Vehicle Stops	14
U.C. Buys	2
Interview	8
CI Sign up	1

Drugs:

Morphine Patches X 2
Seized vehicles X 2



BUTCH ADAMS
Sheriff

RICKEY MORGAN
Chief Deputy

298 Rosemont Street
SULPHUR SPRINGS, TEXAS 75482

OFFICE PHONE
(903) 438-4040
FAX (903) 438-4061
FAX (903) 438-4062

End of Month Report for May 2015						
Trips out of the Count	38	Trips with O.P.C	11	Total Employees	59	
Trips with Juveniles	0			Total Vehicles	28	
Trips out of the State	2			Total Miles	66,686	
Trips to T.D.C.	16					
Vehicle Number	Miles	Vehicle numbe	Miles		Total	
Koby	122 241645	122	238422	Difference	3223	
	133 183052	133	183052	Difference	0	
Transport	134 217783	134	214287	Difference	3496	
Jail	135 218387	135	217783	Difference	604	
Tanner	137 239438	137	238856	Difference	582	
Rickey	142 116138	142	115494	Difference	644	
Tony c.	144 102149	144	102149	Difference	0	
	147 181202	147	181039	Difference	163	
Dennis	149 82261	149	80942	Difference	1319	
	151 85747	151	85180	Difference	567	
	152 128418	152	123659	Difference	4759	
Todd	153 124773	153	122594	Difference	2179	
Wade	154 159475	154	155901	Difference	3574	
Nick	155 149102	155	145037	Difference	4065	
Jace	160 80368	160	79745	Difference	623	
Walt	161 81534	161	78956	Difference	2578	
Michael	162 73899	162	70752	Difference	3147	
Johnny	163 109364	163	107539	Difference	1825	

Lewis	164	77559	164	75378	Difference	2181
Charles	165	92756	165	90378	Difference	2378
Jail Bus	166	284866	166	284801	Difference	65
Transport	167	87582	167	85825	Difference	1757
D Ray	168	44935	168	42192	Difference	2743
Kelly	169	49354	169	45565	Difference	3789
Richard	170	31135	170	28068	Difference	3067
Corley	171	14131	171	12669	Difference	1462
Paul	172	19401	172	15770	Difference	3631
Sheriff	173	14335	173	10667	Difference	3668
Dan	174	3209	174	500	Difference	2709
Lee	175	60104	175	59724	Difference	380
	176	0	176	5508	Difference	5508
				Total		66,686

CONSTABLE PRECINCT 1

2015	JAN	FEB	MAR	APR	MAY	JUN	JUL	AUG	SEP	OCT	NOV	DEC	TOTAL
Papers Returned	49	42	86	73	63	79							392
Fees	2645.80	2183.20	4467.20	4215.30	3198.00	4321.90							21031.40
Arrests	0	1	0	0	0	0							1
Fuel Cost	129.90	141.71	155.84	146.81	121.63	241.50							937.39
Fuel Gallons.	70	67	94	65	49	93							438
Miles Driven	972	893	1126	1090	840	1312							6233
Court Hours	6	9	11	7	4	7							44
Warrants Served	0	1	0	0	0	0							1
Training Hours	0	0	20	0	0	0							20

**HOPKINS COUNTY
BILL ALLAN
CONSTABLE, PCT 2**

ACTIVITY SUMMARY

JUNE 2015

39 CIVIL PAPERS RECEIVED

35 SERVED, 3 RETURNED, 1 PENDING
(County Clerk- No Probates Posted)

14 HRS. COURT DUTY (JP & DISTRICT)

**17 HRS. HOURS PATROL/ASSISTING
OTHER AGENCIES/ MOTORIST
ASSISTS/ETC.**

1,020 MILES DRIVEN

\$172.41 GAS EXPENSES

\$2,680 SERVICE FEES CHARGED

NO ARRESTS, NO CITATIONS ISSUED

CHERYL FULCHER
DISTRICT CLERK

COLLECTION REPORT
JUNE 2015

FEES COLLECTED FOR STATE	\$ 9,410.87
6 TH COURT OF APPEALS	\$ 245.00
OTHER (SRVOUT/AG REFUND)	\$ 68.00
UNEARNED	<u>\$ <64.00></u> \$ 9,659.87
REVENUE FROM FINES	\$ 9,323.00
BOND FORFEITURE JUDGMENTS	\$ 1,000.00
CRIMINAL ATTORNEY FEES	\$ 914.55
JUVENILE ATTORNEY FEES	\$ 0.00
FEES FOR SHERIFF (INCLUDING TRAVEL FEES)	\$ 82.78
FEES FOR CONSTABLE	\$ 1,451.70
PASSPORTS	\$ 3,225.00
JURY REIMBURSEMENT	\$ 0.00
GENERAL FUND FEES COLLECTED	\$ 5,586.37
CLERK FEES	<u>\$ 8,312.52</u>
TOTAL FEES COLLECTED FOR COUNTY	\$29,895.92
TOTAL FEES COLLECTED BY DISTRICT CLERK	\$39,555.79

Code	Description	Account	Amount
C.A.R	C.A.R. FUND TO PD TO STATE		15.00
SRVOT	Service - Out of County		53.00
UNERN	Unearned Fees		64.00-
ARDPS	ARREST DPS -STATE FEE	010 202 401	.52
WRDPS	WARRANT-DPS	010 202 401	6.96
CRJUS	Criminal Justice	010 202 402	6.17
CRVIC	Crime Victim Fee	010 202 404	25.17
RPFST	ONE TIME REST.PAY FEE STATE	010 202 404	38.21
JUDTR	Judicial Training	010 202 405	1.14
CRDCO	DRUG CONVICTION FEE	010 202 406	353.54
CMI	CORRECTION MANAGEMENT INSTUTE	010 202 407	.22
JSSCC	JUD.SALARIES/STATE/CCL ONLY	010 202 415	780.00
STACC	CCL-STATE FEE ONLY	010 202 415	780.00
DNA	DNA TESTING	010 202 422	67.25
CONVS	GRM JUDICIARY SUPPORT	010 202 425	68.82
CSTAT	STATE FEES FOR CRIMINAL	010 202 425	1,722.61
STADF	STATE FEE/FAMILY MATTERS "NOT CCL"	010 202 427	45.00
STF2	TIME PAYMENT FEE	010 202 431	161.05
FA	FUGATIVE APPREHENSION	010 202 434	2.10
JCD	JUV PREVENTION	010 202 435	.22
EMS	EMS TRAUMA FUND	010 202 438	96.56
CRIDF	CRIMINAL INDIGENT FEE	010 202 439	25.33
INGCC	CCL-INDIGENT FEE ONLY	010 202 439	211.00
INGDC	INDG FEE DIST. COURT ONLY (NOT "CCL"	010 202 439	355.00
JSSDC	JUD.SALARIES/STATE/DISTRICT	010 202 442	1,386.00

4.00 4.00

JSSDF	JUD.SALARIES/STATE/DIST.FAMILY	010 202 442	42.00
STADC	STATE FEE FOR ALL COURTS/"NOT CCL"	010 202 442	1,650.00
CRMJR	JURY REIMBURSEMENT FUND FEE	010 202 443	51.17
FPROT	FAMILY PROTECTION FEE	010 202 446	225.00
CTXFL	STATE E FILE FEE/CRIMINAL ONLY	010 202 450	20.00
TRAFI	STATE TRAFFIC FINE \$30.00	010 202 450	89.83
TXFIL	STATE E FILE FEE/CIVIL	010 202 450	1,200.00
			9,410.87
ARDPC	ARREST-DPS-COUNTY	010 340 200	2.05
ARSFC	ARREST-SHF-COUNTY	010 340 200	39.83
BFSHF	TRAVEL FEES FOR BF SHERIFF	010 340 200	46.88
CSVIN	CRIMINAL-SERVICE IN COUNTY	010 340 200	15.90
SHERF	Sheriff Fees	010 340 200	20.00
WRDPC	WARRANT-DPC-COUNTY	010 340 200	27.87
WRSFC	WARRANT-SHF-COUNTY	010 340 200	615.07
AGCON	CONSTABLE SERVICE FEE	010 340 203	557.70
CONST	Constable Fee	010 340 203	894.00
CATTY	Criminal Attorney Fee	010 340 650	914.55
AG/CS	ATTY GEN./CS	010 340 700	83.89
CAPFE	CAPIAS FEE	010 340 700	5.28
CIT	Citation Issuance Fee	010 340 700	574.00
CITFE	CITATION FEE	010 340 700	132.00
CLERK	District Clerk Fees	010 340 700	5,575.95
CLKCC	Criminal Court Cost	010 340 700	690.41
CLKFE	AG-CLERK FEE	010 340 700	330.00
COML	COMMITMENT/RELEASE FEE	010 340 700	36.91

PAGE 725

VOL 025

CONVC	CRM JUDICIARY SUPPORT	010 340 700	7.84		
CRBND	CRM BOND APPROVAL FEE	010 340 700	102.69		
CRCPY	COPY WORK "CRIMINAL ONLY"	010 340 700	131.00		
CTREP	Court Reporter Fee	010 340 700	720.00		
DIVOR	Divorce Report	010 340 700	9.00		
JURYF	Jury Fee	010 340 700	150.00		
NODFE	MOTION FEE	010 340 700	168.30		
PASSP	Pass Port Fees	010 340 700	3,225.00		
RPFCO	ONE TIME REST. PAY. FEE COUNTY	010 340 700	38.71		
TRAFE	CLERK FEE TRANSFER IN SUIT	010 340 700	90.00		
TRUST	5% FEE FOR CIVIL BOND	010 340 700	50.00		
VISRC	VISUAL RECORDING FEE	010 340 700	36.46	15,291.29	
FINE	Fines Assessed by the Court	010 350 700	9,323.00	9,323.00	
BFJUD	BOND FORFEITURE JUDGMENT ONLY	010 352 000	1,000.00	1,000.00	35,025.16
CRSAC	SEX.ASSLT CHILD AFTER 9/1/05	013 350 700	31.26	31.26	
CRTEC	CRIMINAL TECHNOLOGY FEE	014 350 200	50.99		31.26
TECH	RECORDS ARCHIVE (10/1/09) CIVIL	014 350 200	600.00	650.99	
LAWLB	Law Library Fee	018 343 000	1,680.00	1,680.00	1,680.00
CRREC	Criminal Record Preservation Fee	019 340 400	289.53		
RECOR	RECORDS MANAGEMENT FEE	019 340 400	380.00		
3633	STATE RECORD PRESERVATION-CIVIL	019 340 400	520.00		

PAGE 726

VOL 025

CRECC	REC. PRES. COUNTY	019 340 750	31.74		
DCREC	DCLERK RECORDS MANAGEMENT FEE	019 340 750	370.00	1,591.27	1,591.27
CRMED	MISC. CRIM FEES FOR MEDICAL	020 340 400	3.12		
CRSEC	Criminal Court House Security Fees	020 340 400	64.99		
SECUR	Courthouse Security Fee	020 340 400	260.00	328.11	328.11
APEAL	6TH APPEAL COURT FEE	082 370 000	245.00	245.00	245.00

TOTAL REPORT REFUNDS 64.00-
 TOTAL UNEARNED AS OF 06/30/2015 67.00-
 39,555.79

OFFICE OF COURT ADMINISTRATION TEXAS JUDICIAL COUNCIL



OFFICIAL DISTRICT COURT MONTHLY REPORT

FOR THE MONTH OF 06, 2015

COUNTY HOPKINS COUNTY

DISTRICT CLERK HOPKINS COUNTY DISTRICT CLERK

MAILING ADDRESS P O BOX 391/2ND FL COURTHOUSE

CITY SULPHUR SPRINGS TX 75483, TEXAS ZIP

PHONE FAX

EMAIL

PLEASE CHECK THE STATEMENT BELOW THAT APPLIES TO THIS REPORT:

THIS IS A COMBINED REPORT FOR ALL DISTRICT COURTS IN THE COUNTY.

OR

THIS IS A SEPARATE REPORT FOR THE NAME OF DISTRICT COURT ONLY.

PLEASE RETURN THIS FORM NO LATER THAN 20 DAYS
FOLLOWING THE END OF THE MONTH REPORTED TO:
OFFICE OF COURT ADMINISTRATION
P.O. Box 12066
AUSTIN, TEXAS 78711
(512) 463-1625
FAX: (512) 936-2423

THE ATTACHED REPORT IS A TRUE AND ACCURATE REFLECTION OF THE RECORDS
OF THE COURTS OF THIS COUNTY.

PREPARED BY MARYLOU FRYER

DATE 07-07-2015 / A.C. / 903-438-4082
 PHONE

CRIMINAL SECTION

PAGE 72

VOL 025

CASES ON DOCKET	CATEGORIES														TOTAL CASES		
	Capital Murder	Murder	Other Homicides	Agg. Assault or Attempted Murder	Sexual Assault of an Adult	Sexual Assault of a Child	Indecency or Sexual Assault of a Child	Family Violence Assault	Aggravated Robbery or Robbery	Burglary	Theft	Automobile Theft	Drug Sale or Manufacture	Drug Possession		Felony D.W.I.	Other Felonies
1. CASES PENDING FIRST OF MONTH <i>(Sum of Lines 1a and 1b) (Should equal cases pending end of previous month.)</i>	2	2		38	3	90	2	3	26	53	12	57	249	31	172		740
a. Active Cases	2	2		30	2	40	1	1	18	31	8	36	136	11	104		422
b. Inactive Cases				8	1	50	1	2	8	22	4	21	113	20	68		318
2. ORIGINAL CASES FILED BY INDICTMENT OR INFORMATION <i>(Include all new cases, including those that may also have been disposed this month.)</i>				3		1				4	1	5	13	1	9		37
3. MOTIONS TO REVOKE PROBATION/ COMMUNITY SUPERVISION OR REVOKE DEFERRED ADJUDICATION FILED								1					1		4		8
4. CASES REACTIVATED										1		3	6		3		13
5. ALL OTHER CASES ADDED										1	2	4	12		5		24
6. TOTAL CASES ON DOCKET <i>(Equals sum of Lines 1a, 2, 3, 4, & 5 above)</i>	2	2		33	2	41	1	2	19	37	11	48	168	13	125		504
7. TOTAL CASES DISPOSED		1		7		5			8	5	3	8	15	2	10		64
8. PLACED ON INACTIVE STATUS									1	1	1	3	15		13		34
9. CASES PENDING END OF MONTH <i>(Sum of Lines 9a and 9b below.)</i>	2	1		34	3	86	2	4	19	53	12	58	260	31	180		745
a. Active Cases <i>(Line 6 minus the sum of Lines 7 & 8)</i>	2	1		26	2	36	1	2	10	31	7	37	138	11	102		406
b. Inactive Cases <i>(Line 8 minus Line 4 plus Line 8)</i>				8	1	50	1	2	9	22	5	21	122	20	78		339
10. AGE OF CASES DISPOSED <i>(Date of filing through date of disposition.)</i>	90 DAYS OR LESS			91 DAYS TO 180 DAYS			181 DAYS TO 365 DAYS			OVER 365 DAYS			TOTAL CASES				
NUMBER OF CASES <i>(Must equal total cases disposed in Line 7)</i>	44			6			10			4			64				

CRIMINAL SECTION

DISPOSITIONS	Capital Murder	Murder	Other Felony Homicides	Agg. Assault or Attempted Murder	Sexual Assault of an Adult	Sexual Assault of a Child	Indecency or Family Violence Assault	Robbery or Aggravated Robbery	Burglary	Theft	Auto Theft	Drug Manufacture	Drug Possession	Felony D.W.I.	Other Felonies	All Misdemeanors	Total Cases
11. CONVICTIONS																	
a. Guilty Plea or Nolo Contendere						1			3	2	3			4			4
b. By the Court		1															1
c. By the Jury														1			1
12. PUNISHED ON DEFERRED ADJUDICATION				1					1			4	4	4			2
13. ACQUITTALS																	
a. By the Court																	
b. By the Jury				5		1			4	2			1	3			19
14. DISMISSALS																	
15. MOTIONS TO REVOKE PROBATION/COMMUNITY SUPERVISION OR DEFERRED ADJUDICATION										1			2		1		4
a. Granted/Revoked																	
b. Denied/Continued				1		3							3	1	1	1	10
16. ALL OTHER DISPOSITIONS																	
17. TOTAL CASES DISPOSED		1		7		5			8	5	3		8	15	2		64

SUPPLEMENTAL INFORMATION

18. CASES WHERE DEATH PENALTY SOUGHT																	
19. CASES WHERE DEATH PENALTY NOT SOUGHT																	
20. SENTENCING INFORMATION																	
a. Committed Directly to Prison		1				1											9
b. Committed Directly to State Jail									1	2				3			6
c. Committed Directly to Local Jail									2					2			2
d. Probation/Community Supervision											1						2
e. Shock Probation																	
f. Fine Only																	
g. Other																	

**CRIMINAL SECTION
ADDITIONAL COURT ACTIVITY**

TOTAL		TOTAL		TOTAL
21. CASES IN WHICH JURY SELECTED	1	25. CASES SET FOR REVIEW		29. CASES FILED FOR PROSTITUTION
22. CASES IN WHICH MISTRIAL DECLARED		26. CASES IN WHICH ATTORNEY APPOINTED AS COUNSEL	19	30. CASES FILED FOR COMPELLING PROSTITUTION
23. MOTION TO SUPPRESS HEARINGS HELD		27. CASES WITH RETAINED COUNSEL	22	
24. COMPETENCY HEARINGS HELD		28. CASES FILED FOR TRAFFICKING OF PERSONS		

REPORT OF A REQUEST FOR A HATE CRIME FINDING
Pursuant to Texas Code of Criminal Procedure, Article 2.211

NO REQUESTS MADE FOR THE REPORTING PERIOD:

1. COURT: _____

2. CASE NUMBER: _____

3. MOTION/REQUEST GRANTED: MOTION/REQUEST WITHDRAWN:
 MOTION/REQUEST DENIED:

4. AFFIRMATIVE FINDING MADE: AFFIRMATIVE FINDING NOT MADE:

5. DATE JUDGMENT ENTERED IN THE CASE: _____ / _____ / _____

PLEASE DUPLICATE AS NEEDED

CIVIL SECTION

CASES ON DOCKET	Injury or Damage					Real Property		Contract		Civil Cases Relating to Criminal Matters	All Other Civil Cases	Tax Cases	Total Cases	
	Motor Vehicle	Medical Malpractice	Other Professional Malpractice	Product Liability - Asbestos/Silica	Other Product Liability	Other Injury or Damage	Eminent Domain	Other Real Property	Commercial/Consumer Debt					Other Contract
1. CASES PENDING FIRST OF MONTH <i>(Should equal total cases pending end of previous month.)</i>	33					15		8	69	32	117	37	3	314
a. Active Cases	33					15		8	69	32	117	37	3	314
b. Inactive Cases														
2. NEW CASES FILED	7					1			12	4	20	2		46
3. CASES REACTIVATED														
4. ALL OTHER CASES ADDED								1	1					2
5. TOTAL CASES ON DOCKET <i>(Equals sum of Lines 1a, 2, 3 & 4 above.)</i>	40					16		9	82	36	137	39	3	362
6. TOTAL CASES DISPOSED <i>(Should equal Line 20 on next page.)</i>	1					1		1	7	2	38			50
7. CASES PLACED ON INACTIVE STATUS														
8. CASES PENDING END OF MONTH <i>(Sum of Lines 8a & 8b below.)</i>	39					15		8	75	34	99	39	3	312
a. Active Cases <i>(Equals Line 5 minus the sum of Lines 6 & 7.)</i>	39					15		8	75	34	99	39	3	312
b. Inactive Cases <i>(Equals Line 1b minus Line 3 plus Line 7.)</i>														
9. AGE OF CASES DISPOSED <i>(Date of filing through date of disposition.)</i>	3 MONTHS OR LESS			OVER 3 TO 6 MONTHS		OVER 6 TO 12 MONTHS		OVER 12 TO 18 MONTHS		OVER 18 MONTHS		TOTAL CASES		
NUMBER OF CASES <i>(Must equal total cases disposed in Line 6.)</i>	15			3		9		9		14		50		

CIVIL SECTION

	Injury or Damage					Real Property		Contract		Civil Cases Relating to Criminal Matters	All Other Civil Cases	Tax Cases	Total Cases
	Motor Vehicle	Medical Malpractice	Other Malpractice	Liability - Asbestos/Silica	Product Liability	Other Injury or Damage	Eminent Domain	Other Real Property	Commercial/Consumer Debt				
1. CHANGE OF VENUE TRANSFERS									1				1
II. DEFAULT JUDGMENTS									1	1			2
12. AGREED JUDGMENTS		1						1	2			26	30
13. SUMMARY JUDGMENTS DISPOSING OF CASES													
14. FINAL JUDGMENTS AFTER NON-JURY TRIAL											3		3
15. FINAL JUDGMENTS BY JURY VERDICTS													
16. FINAL JUDGMENTS BY DIRECTED VERDICTS OR J.N.O.V.													
17. CASES DISMISSED FOR WANT OF PROSECUTION													
18. CASES NON-SUITED OR DISMISSED BY PLAINTIFF						1			3			3	7
19. ALL OTHER DISPOSITIONS										1		6	7
20. TOTAL CASES DISPOSED <i>(Should equal total of Lines 10 through 19. Also enter on Line 6 on previous page.)</i>		1				1			7	2		38	50

ADDITIONAL COURT ACTIVITY

	TOTAL CASES		TOTAL CASES		TOTAL CASES
21. CASES IN WHICH JURY SELECTED		22. CASES IN WHICH MISTRIAL DECLARED		23. INJUNCTION OR SHOW CAUSE ORDER ISSUED	
24. CASES IN WHICH PLAINTIFF/PETITIONER REPRESENTED SELF					

FAMILY LAW SECTION

CASES ON DOCKET	Divorce		Parent-Child - No Divorce	Child Protective Services	Termination of Parental Rights	Adoption	Title IV-D			All Other Family Law Cases	Post-Judgment Actions			Total Cases
	Children	No Children					Protective Orders - No Divorce	Paternity	Support Order		UJFSA	Modification - Custody	Modification - Other	
1. CASES PENDING FIRST OF MONTH <i>(Should equal total family law cases pending end of previous month.)</i>	40	33	8	47	1	1				7	8	8	4	156
a. Active Cases	40	33	8	47	1	1				7	8	8	4	156
b. Inactive Cases														
2. NEW CASES FILED		2	1	2										5
3. CASES REACTIVATED														
4. ALL OTHER CASES ADDED		1								1				2
5. TOTAL CASES ON DOCKET <i>(Equals sum of Lines 1a, 2, 3 & 4 above.)</i>	40	36	9	49	1	1				8	8	8	4	163
6. TOTAL CASES DISPOSED <i>(Should equal Line 20 on next page.)</i>	1	2		1										4
7. CASES PLACED ON INACTIVE STATUS														
8. CASES PENDING END OF MONTH <i>(Sum of Lines 8a & 8b below.)</i>	39	34	9	48	1	1				8	8	8	4	159
a. Active Cases <i>(Equals Line 5 minus the sum of Lines 6 & 7.)</i>	39	34	9	48	1	1				8	8	8	4	159
b. Inactive Cases <i>(Equals Line 1b minus Line 3 plus Line 7.)</i>														
025														
9. AGEOFCASESDISPOSED <i>(Date of filing through date of disposition.)</i>	3 MONTHS OR LESS		OVER 3 TO 6 MONTHS	OVER 6 TO 12 MONTHS	OVER 12 TO 18 MONTHS	OVER 18 MONTHS	TOTAL CASES							
NUMBER OF CASES <i>(Must equal total cases disposed in Line 6.)</i>	2		1	1	1							4		

FAMILY LAW SECTION

DISPOSITIONS	Divorce		Parent-Child - No Divorce	Child Protective Services	Termination of Parental Rights	Adoption	Protective Orders - No Divorce	Title IV-D				All Other Family Law Cases	Post-Judgment Actions			Total Cases	
	Children	No Children						Paternity	Support Order	UIFSA	Modification - Custody		Modification - Other	Enforcement	Title IV-D		
10. CHANGE OF VENUE TRANSFERS																	
11. DEFAULT JUDGMENTS																	
12. AGREED JUDGMENTS																	
13. SUMMARY JUDGMENTS DISPOSING OF CASES																	
14. FINAL JUDGMENTS AFTER NON-JURY TRIAL		1															4
15. FINAL JUDGMENTS BY JURY VERDICTS																	
16. FINAL JUDGMENTS BY DIRECTED VERDICTS OR N.O.V.																	
17. CASES DISMISSED FOR WANT OF PROSECUTION																	
18. CASES NON-SUITED OR DISMISSED BY PLAINTIFF																	
19. ALL OTHER DISPOSITIONS																	
20. TOTAL CASES DISPOSED <small>(Should equal total of Lines 10 through 19. Also enter on Line 6 on previous page.)</small>		1	2		1												4

ADDITIONAL COURT ACTIVITY

	TOTAL		TOTAL		TOTAL
21. CASES IN WHICH JURY SELECTED				23. INJUNCTION OR SHOW CAUSE ORDER ISSUED	
22. CASES IN WHICH MISTRIAL DECLARED				24. PROTECTIVE ORDERS SIGNED	
				25. CASES SET FOR REVIEW	
				26. CASES IN WHICH PLAINTIFF/PETITIONER REPRESENTED SELF	2

JUVENILE SECTION

CASES ON DOCKET	C.I.N.S.	Delinquent Conduct													TOTAL CASES	Total Delinquent Conduct Cases							
		Capital Murder	Murder	Other Homicides	Agg. Assault or Attempted Murder	Assault	Assault of Child or Sexual Indecency with	Aggravated Robbery or Burglary	Theft	Automobile Theft	Felony Drug Offenses	Misdemeanor Drug Offenses	D.W.I.	Contempt of Court		All Other Offenses	Felonies	Misdemeanors					
1. CASES PENDING FIRST OF MONTH <i>(Should equal cases pending out of previous month. Sum of Lines 1a and 1b.)</i>		1				1	1											2	6	2	3		
a. Active Cases		1				1	1												2	6	2	3	
b. Inactive Cases																							
2. NEW PETITIONS FOR ADJUDICATION FILED																							
3. NEW PETITIONS/MOTIONS FILED FOR TRANSFER TO ADULT CRIMINAL COURT																							
4. MOTIONS TO MODIFY, ENFORCE OR PROCEED FILED																							
5. CASES REACTIVATED																							
6. ALL OTHER CASES ADDED																							
7. TOTAL CASES ON DOCKET <i>(Sum of Lines 1a, 2, 3, 4, 5 & 6 above.)</i>		1				1	1												1	10	3	6	
8. TOTAL CASES ADJUDICATED																							
9. CASES PLACED ON INACTIVE STATUS																							
10. CASES PENDING END OF MONTH <i>(Sum of Lines 10a and 10b below.)</i>		1				1	1													4	9	5	
a. Active Cases <i>(Line 7 minus the sum of Lines 8 & 9.)</i>		1				1	1													4	9	5	
b. Inactive Cases <i>(Line 1b minus Line 5 plus Line 9.)</i>																							
11. NUMBER OF CASES ADJUDICATED <i>(Must equal total cases adjudicated in Line 8b.)</i>		30 OR FEWER DAYS	31 TO 90 DAYS	91 TO 180 DAYS	OVER 180 DAYS	TOTAL CASES																	
		1				1																	

ADDITIONAL COURT ACTIVITY

	C.I.N.S. CASES DELINQUENT CONDUCT CASES	C.I.N.S. CASES DELINQUENT CONDUCT CASES	C.I.N.S. CASES DELINQUENT CONDUCT CASES	C.I.N.S. CASES DELINQUENT CONDUCT CASES
22. GRAND JURY APPROVALS (DETERMNATE SENTENCE PROCEEDINGS)	1			
23. RELEASE OR TRANSFER HEARINGS HELD (DETERMNATE SENTENCE PROCEEDINGS)				
24. DETENTION HEARINGS CONDUCTED				
25. CASES SET FOR REVIEW				
		26. CHAPTER 45 PROCEEDINGS HELD (COMPETENCY HEARINGS)		
		27. MOTIONS TO SUPPRESS GRANTED OR DENIED		
		28. APPLICATIONS FOR SEALING RECORDS FILED		
		29. MOTIONS FOR SEX OFFENDER UNREGISTRATION OR DEREGISTRATION FILED		
		30. CASES IN WHICH ATTORNEY APPOINTED AS COUNSEL		1
		31. CASES WITH RETAINED COUNSEL		

VOL
025

PAGE
738

OFFICE OF COURT ADMINISTRATION TEXAS JUDICIAL COUNCIL



OFFICIAL STATUTORY COUNTY COURT MONTHLY REPORT

FOR THE MONTH OF 06, 2015

COUNTY HOPKINS COUNTY

COUNTY OR DISTRICT CLERK HOPKINS COUNTY DISTRICT CLERK

MAILING ADDRESS P O BOX 391/2ND FL COURTHOUSE

CITY SULPHUR SPRINGS TX 75483, TEXAS

E-MAIL _____ ZIP _____

FAX NUMBER _____

PLEASE CHECK ALL STATEMENTS BELOW THAT APPLY:

THIS IS A COMBINED REPORT FOR ALL STATUTORY COUNTY COURTS IN THE COUNTY.

THIS IS A SEPARATE REPORT FOR THE _____ NAME OF COURT _____ ONLY.

THE STATUTORY COUNTY COURTS IN THIS COUNTY DO NOT EXERCISE JUVENILE JURISDICTION.

THE STATUTORY COUNTY COURTS IN THIS COUNTY DO NOT EXERCISE PROBATE AND MENTAL HEALTH JURISDICTION.

PLEASE RETURN THIS FORM NO LATER THAN 20 DAYS FOLLOWING THE END OF THE MONTH REPORTED TO:

OFFICE OF COURT ADMINISTRATION

P.O. Box 12066
AUSTIN, TEXAS 78711
512/463-1625
FAX: 512/936-2423

THE ATTACHED REPORT IS A TRUE AND ACCURATE REFLECTION OF THE RECORDS OF THE COURTS OF THIS COUNTY.

PREPARED BY MARYLOU FRYER

DATE 07-07-2015 / 903-438-4082

A.C. _____ PHONE _____

**CRIMINAL SECTION
MISDEMEANORS**

CASES ON DOCKET	CRIMINAL SECTION MISDEMEANORS										TOTAL CASES	
	D.W.I. - First Offense	D.W.I. - Second Offense	Theft	Theft by Check	Drug Possession - Marijuana	Drug Offenses - Other	Family Violence Assault	Assault - Other	Traffic	D.W.T.S./ Misdeemeanor Cases		
1. CASES PENDING FIRST OF MONTH <i>(Should equal total criminal cases pending end of previous month.)</i>												
a. Active Cases												
b. Inactive Cases												
2. NEW CASES FILED <i>(Include all new cases filed this month, including those that also may have been disposed this month.)</i>												
3. CASES APPEALED FROM LOWER COURTS												
4. MOTIONS TO REVOKE PROBATION/COMMUNITY SUPERVISION OR REVOKE DEFERRED ADJUDICATION FILED												
5. CASES REACTIVATED												
6. ALL OTHER CASES ADDED												
7. TOTAL CASES ON DOCKET <i>(Equals sum of Lines 1a, 2, 3, 4, 5 & 6 above.)</i>												
8. TOTAL CASES DISPOSED <i>(Equals Line 18 on next page)</i>												
9. PLACED ON INACTIVE STATUS												
10. CASES PENDING END OF MONTH												
a. Active Cases <i>(Equals Line 7 minus the sum of Lines 8 & 9.)</i>												
b. Inactive Cases <i>(Equals Line 1b minus Line 5 plus Line 9.)</i>												
11. AGE OF CASES DISPOSED <i>(Date of filing through date of disposition.)</i>												
	30 DAYS OR LESS	31 DAYS TO 60 DAYS	61 DAYS TO 90 DAYS	OVER 90 DAYS	TOTAL CASES							
025												
025												
025												

**CRIMINAL SECTION
MISDEMEANORS**

DISPOSITIONS
74

12. CONVICTIONS	First Offense	D.W.I. - First Offense	D.W.I. - Second Offense	Theft	Theft by Check	Drug Possession - Marijuana	Drug Offenses - Other	Family Violence Assault	Assault - Other	Traffic	D.W.T.S./D.W.L.I.	Other Misdemeanor Cases	Total Cases
a. Guilty Plea or Nolo Contendere													
025 b. By the Court													
By the Jury													
13. PLACED ON DEFERRED ADJUDICATION													
14. ACQUITTALS													
a. By the Court													
b. By the Jury													
15. DISMISSALS													
16. MOTIONS TO REVOKE PROBATION/COMMUNITY SUPERVISION OR DEFERRED ADJUDICATION													
a. Granted/Revoked													
b. Denied/Probation Continued													
17. ALL OTHER DISPOSITIONS													
18. TOTAL CASES DISPOSED													

SUPPLEMENTAL INFORMATION

19. Sentencing Information													
a. Committed Directly to Local Jail													
b. Probation/Community Supervision													
c. Fine Only													
d. Other													

**CRIMINAL SECTION
FELONIES**

CASES ON DOCKET	Capital Murder	Murder	Other Felony Homicides	Agg. Assault or Attempted Murder	Sexual Assault of an Adult	Sexual Assault of a Child	Indecency or Sexual Assault	Family Violence Assault	Aggravated Robbery or Robbery	Burglary	Theft	Automobile Theft	Drug Sale or Manufacture	Drug Possession	Felony D.W.I.	Other Felonies	Total Cases
	1. CASES PENDING FIRST OF MONTH <i>(Should equal total criminal cases pending end of previous month.)</i>																
a. Active Cases																	
b. Inactive Cases																	
2. ORIGINAL CASES FILED BY INDICTMENT OR INFORMATION <i>(Include all new cases, including those that may also have been disposed this month.)</i>																	
3. MOTIONS TO REVOKE PROBATION/ COMMUNITY SUPERVISION OR REVOKE DEFERRED ADJUDICATION FILED																	
4. CASES REACTIVATED																	
5. ALL OTHER CASES ADDED																	
6. TOTAL CASES ON DOCKET <i>(Equals sum of Lines 1a, 2, 3, 4, & 5 above.)</i>																	
7. TOTAL CASES DISPOSED <i>(Should equal Line 17 on next page.)</i>																	
8. PLACED ON INACTIVE STATUS																	
9. CASES PENDING END OF MONTH																	
a. Active Cases <i>(Equals Line 6 minus the sum of Lines 7 & 8.)</i>																	
b. Inactive Cases <i>(Equals Line 1b minus Line 4 plus Line 8.)</i>																	
10. AGE OF CASES DISPOSED <i>(Date of filing through date of disposition.)</i>																	
90 DAYS OR LESS																	
91 DAYS TO 180 DAYS																	
181 DAYS TO 365 DAYS																	
OVER 365 DAYS																	
NUMBER OF CASES <i>(Should equal total on Line 7 above.)</i>																	
TOTAL CASES																	

25

742

**CRIMINAL SECTION
FELONIES**

DISPOSITIONS	Capital Murder	Murder	Other Felony Homicides	Agg. Assault or Attempted Murder	Sexual Assault of an Adult	Sexual Assault of a Child	Indecency or Assault	Family Violence	Aggravated Robbery or Robbery	Burglary	Theft	Automobile Theft	Drug Sale or Manufacture	Drug Possession	Felony D.W.I.	Other Felonies	Total Cases
	11. CONVICTIONS																
a. Guilty Plea or Nolo Contendere																	
b. By the Court																	
By the Jury																	
12. PLACED ON DEFERRED ADJUDICATION																	
13. ACQUITTALS																	
a. By the Court																	
b. By the Jury																	
14. DISMISSALS																	
15. MOTIONS TO REVOKE PROBATION/ COMMUNITY SUPERVISION OR DEFERRED ADJUDICATION																	
a. Granted/Revoked																	
b. Denied/Probation Continued																	
16. ALL OTHER DISPOSITIONS																	
17. TOTAL CASES DISPOSED																	

SUPPLEMENTAL INFORMATION

18. Cases Where Death Penalty Sought																	
19. Cases Where Death Penalty Not Sought																	
20. Sentencing Information																	
a. Committed Directly to Prison																	
b. Committed Directly to State Jail																	
c. Committed Directly to Local Jail																	
d. Probation/Community Supervision																	
e. Shock Probation																	
f. Fine Only																	
g. Other																	

CRIMINAL SECTION

ADDITIONAL COURT ACTIVITY

	MISDEMEANOR CASES	FELONY CASES	TOTAL		MISDEMEANOR CASES	FELONY CASES	TOTAL
1. CASES IN WHICH JURY SELECTED				6. CASES IN WHICH ATTORNEY APPOINTED AS COUNSEL			
2. CASES IN WHICH MISTRIAL DECLARED				7. CASES WITH RETAINED COUNSEL			
3. MOTIONS TO SUPPRESS GRANTED OR DENIED				8. CASES FILED FOR TRAFFICKING OF PERSONS			
4. COMPETENCY HEARINGS HELD				9. CASES FILED FOR PROSTITUTION			
5. CASES SET FOR REVIEW				10. CASES FILED FOR COMPELLING PROSTITUTION			

REPORT OF A REQUEST FOR A HATE CRIME FINDING

Pursuant to Texas Code of Criminal Procedure, Article 2.211

NO REQUESTS MADE FOR THE REPORTING PERIOD: X

1. COURT: _____

2. CASE NUMBER: _____

3. MOTION/REQUEST GRANTED: MOTION/REQUEST WITHDRAWN:
MOTION/REQUEST DENIED:

4. AFFIRMATIVE FINDING MADE: AFFIRMATIVE FINDING NOT MADE:

5. DATE JUDGMENT ENTERED IN THE CASE: ____/____/____

CIVIL SECTION

CASES ON DOCKET	Injury or Damage						Real Property			Contract		Criminal Matters	Civil Cases Relating to	All Other Civil Cases	Tax Cases	Total Cases
	Motor Vehicle	Medical Malpractice	Other Professional Malpractice	Product Liability - Asbestos/Silica	Other Product Liability	Other Injury or Damage	Eminent Domain	Other Real Property	Commercial/Consumer Debt	Other Contract						
1. CASES PENDING FIRST OF MONTH (Should equal total cases pending end of previous month.)	8					4			1	52	5	1	7	182	260	
a. Active Cases	8					4			1	52	5	1	7	182	260	
b. Inactive Cases																
2. NEW CASES FILED															7	
3. CASES APPEALED FROM LOWER COURTS																
4. CASES REACTIVATED																
5. ALL OTHER CASES ADDED																
6. TOTAL CASES ON DOCKET (Equals sum of Lines 1a, 2, 3, 4 & 5 above.)	8					4			1	52	5	1	7	189	267	
7. TOTAL CASES DISPOSED (Should equal Line 21 on next page.)	2								2				1	1	6	
8. CASES PLACED ON INACTIVE STATUS																
9. CASES PENDING END OF MONTH (Sum of Lines 9a & 9b below.)	6					4			1	50	5	1	6	188	261	
a. Active Cases (Equals Line 6 minus the sum of Lines 7 & 8.)	6					4			1	50	5	1	6	188	261	
b. Inactive Cases (Equals Line 1b minus Line 4 plus Line 8.)																
10. AGE OF CASES DISPOSED (Date of filing through date of disposition.)	3 MONTHS OR LESS			OVER 3 TO 6 MONTHS		OVER 6 TO 12 MONTHS		OVER 12 TO 18 MONTHS		OVER 18 MONTHS		TOTAL CASES				
NUMBER OF CASES (Must equal total cases disposed in Line 7.)	1			1		1		5		4		6				

CIVIL SECTION

DISPOSITIONS	Injury or Damage					Real Property		Contract		Civil Cases Relating to Criminal Matters	All Other Civil Cases	Tax Cases	Total Cases
	Motor Vehicle	Medical Malpractice	Other Professional	Product Liability - Asbestos/Slitca	Other Product Liability	Other Injury or Damage	Eminent Domain	Other Real Property	Commercial/Consumer Debt				
11. CHANGE OF VENUE TRANSFERS													
12. DEFAULT JUDGMENTS													
13. AGREED JUDGMENTS													
14. SUMMARY JUDGMENTS DISPOSING OF CASES													
15. FINAL JUDGMENTS AFTER NON-JURY TRIAL								1					1
16. FINAL JUDGMENTS BY JURY VERDICTS													2
17. FINAL JUDGMENTS BY DIRECTED VERDICTS OR N.O.V.													
18. CASES DISMISSED FOR WANT OF PROSECUTION													
19. CASES NON-SUITED OR DISMISSED BY PLAINTIFF									1				3
20. ALL OTHER DISPOSITIONS												1	1
21. TOTAL CASES DISPOSED <i>(Should equal total of Lines 11 through 20. Also enter on Line 7 on previous page.)</i>		2							2			1	1
ADDITIONAL COURT ACTIVITY													
TOTAL CASES													
22. CASES IN WHICH JURY SELECTED													
23. CASES IN WHICH MISTRIAL DECLARED													
24. INJUNCTION OR SHOW CAUSE ORDER ISSUED													
TOTAL													

25. CASES IN WHICH PLAINTIFF/PETITIONER REPRESENTED SELF	1												
----------------------------------------------------------	---	--	--	--	--	--	--	--	--	--	--	--	--

FAMILY LAW SECTION

CASES ON DOCKET	Divorce		Parent-Child - No Divorce	Child Protective Services	Termination of Parental Rights	Adoption	Protective Orders - No Divorce	Title IV-D			All Other Family Law Cases	Post-Judgment Actions			Total Cases	
	Children	No Children						Paternity	Support Order	UIFSA		Modification - Custody	Modification - Other	Enforcement		Title IV-D
1. CASES PENDING FIRST OF MONTH <i>(Should equal total family law cases pending end of previous month.)</i>	127	67	129	1	7	10	16	16	10	9	58	36	65	32	567	
a. Active Cases	127	67	129	1	7	10	16	16	10	9	58	36	65	32	567	
b. Inactive Cases																
2. NEW CASES FILED	4	4	5		2		3	3	3	3	1				25	
3. CASES REACTIVATED																
4. ALL OTHER CASES ADDED	4		5								7		2	5	23	
5. TOTAL CASES ON DOCKET <i>(Equals sum of Lines 1a, 2, 3 & 4 above.)</i>	135	71	139	1	9	10	19	19	13	12	66	36	67	37	615	
6. TOTAL CASES DISPOSED <i>(Should equal Line 20 on next page.)</i>	14	11	14				3	3	3		10	1	8	1	65	
7. CASES PLACED ON INACTIVE STATUS																
8. CASES PENDING END OF MONTH <i>(Sum of Lines 8a & 8b below.)</i>	121	60	125	1	9	10	16	16	10	12	56	35	59	36	550	
a. Active Cases <i>(Equals Line 5 minus the sum of Lines 6 & 7.)</i>	121	60	125	1	9	10	16	16	10	12	56	35	59	36	550	
b. Inactive Cases <i>(Equals Line 1b minus Line 3 plus Line 7.)</i>																
9. AGE OF CASES DISPOSED <i>(Date of filing through date of disposition.)</i>	3 MONTHS OR LESS		OVER 3 TO 6 MONTHS		OVER 6 TO 12 MONTHS		OVER 12 TO 18 MONTHS		OVER 18 MONTHS		TOTAL CASES					
NUMBER OF CASES <i>(Must equal total cases disposed in Line 6.)</i>	34		4		3		3		21		65					

FAMILY LAW SECTION

DISPOSITIONS	Divorce		Parent-Child - No Divorce	Child Protective Services	Termination of Parental Rights	Adoption	Protective Orders - No Divorce	Title IV-D			UIFSA	All Other Family Law Cases	Post-Judgment Actions			Title IV-D	Total Cases
	Children	No Children						Paternity	Support Order	Modification - Custody			Modification - Other	Enforcement			
10. CHANGE OF VENUE TRANSFERS												1					1
11. DEFAULT JUDGMENTS				1													1
12. AGREED JUDGMENTS																	
13. SUMMARY JUDGMENTS DISPOSING OF CASES																	
14. FINAL JUDGMENTS AFTER NON-JURY TRIAL	10	10		8				2	2			4	1	2			39
15. FINAL JUDGMENTS BY JURY VERDICTS																	
16. FINAL JUDGMENTS BY DIRECTED VERDICTS OR J.N.O.V.																	
17. CASES DISMISSED FOR WANT OF PROSECUTION																	
18. CASES NON-SUITED OR DISMISSED BY PLAINTIFF	2	1						1									4
19. ALL OTHER DISPOSITIONS	2			5					1			5	6	1			20
20. TOTAL CASES DISPOSED <i>(Should equal total of Lines 10 through 19. Also enter on Line 6 on previous page.)</i>	14	11		14				3	3			10	1	8	1		65

ADDITIONAL COURT ACTIVITY

21. CASES IN WHICH JURY SELECTED	TOTAL	23. INJUNCTION OR SHOW CAUSE ORDER ISSUED	TOTAL	25. CASES SET FOR REVIEW	TOTAL
22. CASES IN WHICH MISTRIAL DECLARED		24. PROTECTIVE ORDERS SIGNED		26. CASES IN WHICH PLAINTIFF/PETITIONER REPRESENTED SELF	7

JUVENILE SECTION

CASES ON DOCKET	Delinquent Conduct													Total Delinquent Conduct Cases							
	C.I.N.S.	Capital Murder	Murder	Other Homicides	Agg. Assault or Attempted Murder	Assault	Assault of Child	Indecency with or Sexual Assault	Robbery or Aggravated Robbery	Burglary	Theft	Automobile Theft	Felony Drug Offenses	Misdemeanor Drug Offenses	D.W.I.	Contempt of Court	All Other Offenses	TOTAL CASES	Felonies	Misdemeanor	
1. CASES PENDING FIRST OF MONTH <i>(Should equal cases pending end of previous month. Sum of Lines 1a and 1b.)</i>																					
a. Active Cases																					
b. Inactive Cases																					
2. NEW PETITIONS FOR ADJUDICATION FILED																					
3. NEW PETITIONS/MOTIONS FILED FOR TRANSFER TO ADULT CRIMINAL COURT																					
4. MOTIONS TO MODIFY, ENFORCE OR PROCEED FILED																					
5. CASES REACTIVATED																					
6. ALL OTHER CASES ADDED																					
7. TOTAL CASES ON DOCKET <i>(Sum of Lines 1a, 2, 3, 4, 5 & 6 above.)</i>																					
8. TOTAL CASES ADJUDICATED																					
9. CASES PLACED ON INACTIVE STATUS																					
10. CASES PENDING END OF MONTH <i>(Sum of Lines 1(a) and 1(b) below.)</i>																					
a. Active Cases <i>(Line 7 minus the sum of Lines 8 & 9.)</i>																					
b. Inactive Cases <i>(Line 1b minus Line 5 plus Line 9.)</i>																					
11. AGE OF CASES ADJUDICATED	30 OR FEWER DAYS	31 TO 90 DAYS	91 TO 180 DAYS	OVER 180 DAYS	TOTAL CASES																
NUMBER OF CASES <i>(Adjust equal total cases adjudicated in Line 8.)</i>																					

ADDITIONAL COURT ACTIVITY

	C.I.N.S. CASES DELINQUENT CONDUCT CASES	C.I.N.S. CASES DELINQUENT CONDUCT CASES	C.I.N.S. CASES DELINQUENT CONDUCT CASES	C.I.N.S. CASES DELINQUENT CONDUCT CASES
22. GRAND JURY APPROVALS (DETERMINATE SENTENCE PROCEEDINGS)			26. CHAPTER 55 PROCEEDINGS HELD (COMPETENCY HEARINGS)	
23. RELEASE OR TRANSFER HEARINGS HELD (DETERMINATE SENTENCE PROCEEDINGS)			27. MOTIONS TO SUPPRESS GRANTED OR DENIED	30. CASES IN WHICH ATTORNEY APPOINTED AS COUNSEL
24. DETENTION HEARINGS CONDUCTED			28. APPLICATIONS FOR SEALING RECORDS FILED	31. CASES WITH RETAINED COUNSEL
25. CASES SET FOR REVIEW			29. MOTIONS FOR SEX OFFENDER UNREGISTRATION OR DEREGISTRATION FILED	

PROBATE AND GUARDIANSHIP SECTION

IF NO COURT ACTIVITY FOR THE MONTH, CHECK THIS BOX:

	DECEDENTS' ESTATES			GUARDIANSHIPS		ALL OTHER	TOTAL
	INDEPENDENT ADMINISTRATION	DEPENDENT ADMINISTRATION	ALL OTHER ESTATE PROCEEDINGS	MINOR	ADULT		
1. NEW CASES, APPLICATIONS OR WILL/GUARDIANSHIP CONTESTS FILED							
2. OTHER CASES ADDED							
a. Ancillary Cases							
b. All Other Matters							
3. INVENTORIES FILED							
4. GUARDIANSHIP OF PERSON REPORTS FILED							
5. ANNUAL OR FINAL ACCOUNTS FILED							
ADDITIONAL INFORMATION							
7. SEC. 683 INVESTIGATIONS							
8. CHAPT. 48 REMOVALS							
9. HEARINGS HELD							
10. CASES IN WHICH PLAINTIFF/PETITIONER REPRESENTED SELF							
TOTAL							
VOL 025							
PAGE 752							
6. GUARDIANSHIPS							
a. Dismissed or Denied	TOTAL			TOTAL			
b. Granted							

TEXAS A&M AGRI LIFE

Hopkins County
June, 2015

VOL 025 PAGE 753

4-H & Youth Development:

Villarino - 6-1 4-H Council meeting. 6-2 Vet Science session. 6-5 Skills Camp leaders planning meeting. 6-10 & 11 State 4-H Roundup in College Station. June 12 - 15 Hopkins County 4-H hosted Smyth County, Virginia 4-H members and their sponsors on an Exchange trip to the area. We will be visiting their state in 2016. 6-16 Districts IV and V 4-H Horse Show held in Athens, Texas. Served as ring superintendent. 6-19 Kids' Camp water conservation session. 6-20 2016 State Steer and Heifer validation took place at Dairy Health Services. Any 4-H or FFA member who intends to show a beef animal at a major show is required to validate their animal. 6-23 Skills Camp leader planning session. 6-26 Kids' Camp session on Apiculture. 6-27 4-H Veterinary Science dog necropsy held at Bright Star Vet Clinic. 6-29 Skills Camp for 5th and 6th grade students held at the Ag Building in City Park with 10 participants. 1st Session on job site safety. 6-30 Skills Camp session 2 - topic Solar Energy.

Hicks - 6-1 County 4-H Council held to discuss summer events, including Virginia Exchange Trip, day camp, project tour day, etc. FCE 4-H Coalition met to discuss items for the Exchange trip. 6-2 updated schedule for the Virginia Exchange trip recruited final host home; picked up t-shirts for the group. 6-12 coordinated welcome event at the Extension Office for Virginia Exchange group and Infinity 4-H club provided the meal followed by a trip to the Dairy Festival Balloon event - 28 visitors from Virginia stayed with host families. 6-13 Virginia group attended Dairy Festival parade, cow milking contest, ice cream freeze-off and meal and swimming at Bobby McDonald's home. They also spent time visiting downtown and Tri-Oaks Ranch. 6-14 Virginia Exchange group and Hopkins County 4-H families gathered for shooting sports, hay ride and zip-line, followed by lunch, tour of Kempenaar Dairy and a visit to Coleman Park. Meal this evening at Juan Pablos. 6-15 Virginia group visited AT&T Stadium and the Stockyards in Fort Worth. I hosted the farewell meal at my home (approximately 50 attended). 6-16 Coordinated breakfast for Virginia Exchange group prior to their departure. 6-18 sent e-mail to eligible 4-H'ers concerning event. 6-23 volunteer assisted in cutting fabric kits for multi-County 4-H Camp. 4-H member attended Ultra Leadership Lab June 23-25. 6-26 4-H awards, project forms and record books submitted for recognition at upcoming 4-H banquet. 6-30 met with 4-H families interested in participating in the 2016 4-H exchange trip to Virginia to discuss fund raisers, guidelines, and possible routes to and from the destination.

Agriculture/Natural Resources:

6-2 Prepare press release. 6-6 (Saturday) Master Gardener Plant Swap. 6-12 Rockwall - to attend Texas County Agricultural Agents Association meeting. 6-17 Prepare press release. 6-19 Conducted pesticide license training for individual (Hufstetler). 6-23 Prepare press release. 6-25 Overton Texas for horticultural field day. 180 telephone consultations and 75 office visits.

Family & Consumer Sciences:

6-1 staff conference to discuss calendars, compliance review, office matters, budget. Networked with Mary Flesher concerning Kids' Camp; prepared diabetes packet for individual. 6-2 participated in publicity photos for Dairy Festival at various locations; submitted newspaper column; submitted list of volunteer opportunities for students at NE Texas Community College. 6-3 prepared Master Wellness Volunteer newsletter; attended ribbon cutting for Bookworm Box; prepared Fall Festival chart for Arts & Craft Show. 6-4 attended Dairy Festival Queen's dinner; answered consumer questions about bee keeper and vacuum cleaner repair; Fall Festival Arts & Crafts letter mailed to past participants. 6-6 assisted with Hope's Closet for low-income individuals (ministry of FBC-SS). Distributed Better Living for Texans newsletter to client list. 6-8 provided interview for KSST concerning Dairy Recipe contest and Dairy Festival events; met with Mary Flesher to review lesson plans and prepare BLT purchase order request for ingredients; attended Fall Festival Board meeting. 6-9 submitted newspaper column; prepared program for Rotary Club; Dairy Festival pictures at Propane Company; consulted with TAMU specialist concerning "Walk and Talk" program to be implemented with Head Start parents. 6-10 met with Diabetes Coalition to plan dates for DWBW and CWWDD series - 30 attended; met with Vera Allen from Experience Works to discuss possibility of having a part-time senior worker. 6-11 provided program for Rotary Club (Extension Quiz Bowl) - 45 attended; submitted special newspaper feature. 6-12 participated in Dairy Festival ribbon cutting; answered consumer questions concerning Fall Festival. 6-15 implemented day 1 of Kids' Camp - 38 attended. 6-16 networked with SW Dairy Museum to schedule 2015 "Christmas Joys" holiday program; assisted with stage decorations for Dairy Festival Pageants. 6-17 implemented day 2 of Kids' Camp - 36 attended; submitted newspaper column. 6-18 assisted with stage decorations for Dairy Festival Pageants and provided props. 6-19 implemented day 3 of Kids' Camp - 27 attended. Specialist from Dallas Extension Office provided program on rainwater harvesting and water conservation. 6-20 worked ticket booth for Dairy Festival pageant. 6-22 implemented day 4 of Kids' Camp - 37 attended; answered food preservation questions and provided written materials. 6-23 met with speakers for Skills Camp to discuss their sessions; provided exhibit materials for Health Fair at Color Blind Ministries Church; submitted newspaper column. 6-24 implemented day 5 of Kids' camp - 36 attended; scheduled Extension budget review. 6-25 prepared Better Living for Texans newsletter. 6-26 implemented day 6 of Kids' Camp - 28 attended; gathered equipment, forms, canopies, and tables for Tomato Festival; trained volunteers for implementing the Tomato Recipe Contest. 6-29 implemented day 1 of Skills Camp - 10 participated. 6-30 implemented day 2 of Skills Camp - 10 participated, Paul Hopkins provided session; participated in Celebrating Mealtime Webinar; submitted newspaper column.

COUNTY CLERK
COLLECTION REPORT FOR JUNE 2015

MONIES COLLECTED FOR:

CASH BONDS/CRIMINAL CASES	\$
REGISTRY FUNDS	\$12,806.80
FEEs COLLECTED FOR STATE	<u>\$ 8,389.80</u>
TOTAL FEES COLLECTED FOR STATE	\$ 8,389.80
FEEs COLLECTED FOR COUNTY	\$43,181.65
REVENUE FROM FINES	\$ 7,957.69
REVENUE FROM FORFEITURES	\$ 454.00
TOTAL FEES COLLECTED FOR COUNTY	\$51,593.34
TOTAL FEES COLLECTED BY	
COUNTY CLERK	\$72,789.94

TRUST	TRUST FUNDS-COUNTY CLERK DEPOSITS		12,806.80	12,806.80	12,806.80
DCPF	DRUG COURT PROGRAM FUND-06/15/07	010 202 402	300.69		
SIDR	SUPL INDIAGENT DEFENSE REPR FEE	010 202 402	57.74		
TRAF	\$30 STATE TRAFFIC FEE-DUE STATE	010 202 413	30.00		
STF4	\$83 CONSOLIDATED FEES - DUE STATE	010 202 433	1,272.08		
EMS	\$100 TRAUMA FUND-INTOX& ALCOHOL OPF	010 202 438	235.42		
SJRF	STATE REIMBURSEMENT JURY FEE	010 202 443	115.48		
JSPCL	\$6JUDICIAL SUPPORT FUND-CRIM-CCL	010 202 445	173.20		
SOUCC	\$42 JUDICIAL SUPPORT FUND-CIVIL-COU	010 202 445	630.00		
SOJCL	\$42 JUDICIAL SUPPORT FUND-CIVIL-CCL	010 202 445	462.00		
CVJF	STATE FEE/CIVIL JUSTICE FEE/MOV VIO	010 202 453	.47		
PC30	GHS PRIVATE COLLECTION FEE 30%	010 202 453	15.19		
CONPR	CONSTABLE FEES/POSTING CITATIONS	010 202 550	280.00	3,572.27	
SCGCC	SUPL COURT-INITIATED GDNSHIP FEE	010 340 404	280.00		
SCGCL	SUPL COURT-INITIATED GDNSHIP FEE	010 340 404	60.00	340.00	
SSPD	Sulphur Springs PD Arrest Fees	010-202-400	69.23		
STATE	State Fees	010-202-401	18.55		
CJF	Criminal Justice Planning Fund	010-202-402	.93		
EDFND	Education Fund	010-202-403	.14		
CVA	Compensation to Victims of Crime	010-202-404	3.25		
GNREV	General Revenue	010-202-410	.23		
CRSTP	Crime Stopper - State Fee	010-202-411	.18		
CRSTL	Crime Stopper - Local Fees	010-202-412	237.05		

CCAL	COUNTY COURT AT LAW FEES/CRIMINAL	010-202-415	433.91		
CCALC	COUNTY COURT AT LAW FEES/CIVIL	010-202-415	440.00		
STJUD	CO. JUDGE/JUD. FUND/CIVIL *STATE FEE*	010-202-416	600.00		
STP2	TIME PAYMENT FEE-CRIM CASES-STATE	010-202-431	60.49		
INDG	INDIGENT FEE-STATE-LEGAL SERVICES	010-202-432	270.00		
SEPCR	STATE ELECTRONIC FEE FUND/CRIMINAL	010-202-433	142.26		
SEPCV	STATE ELECTRONIC FEE FUND/CIVIL	010-202-433	540.00		
SPF5	\$40 CONSOLIDATED FEES-CLASS C	010-202-433	541.61		3,357.83
CCL2	COUNTY COURT AT LAW FEES/PROBATE	010-340-100	10.00		
JUDGE	Judge Fee	010-340-100	88.00		
SHERR	Sheriff Fees	010-340-200	682.08		
CONS2	CONSTABLE #2-SERVICE FEES	010-340-202	260.00		
ATTOR	County Attorney Fees	010-340-300	723.97		
APPT	COURT APPOINTED ATTORNEY FEES	010-340-350	460.00		
AFCC	\$3 ADDITIONAL FEE/COURT COSTS-CO	010-340-400	3.00		
CCCC	Co Clerk Copy Fees	010-340-400	54.00		
CCCF	County Clerk Criminal Fees	010-340-400	1,202.83		
CCCV	Co Clerk Civil Fees	010-340-400	433.00		
CCPF	Co Clerk Probate Fee	010-340-400	877.00		
JURY	Jury Fee	010-340-400	22.00		
MISC2	TIME PAYMENT FEE-COUNTY GENERAL FND	010-340-400	48.45		
TRFEE	TRIAL FEE	010-340-400	.93		
VIDEO	Video Fees	010-340-400	40.06		
CTREP	COURT REPORTER FEE(CIVIL & PROBATE)	010-340-405	390.00		
JE	Judicial Education	010-340-904	70.09		5,365.41

VOL

PAGE

25

757

FINE	Fines Collected by the Court	010-350-400	7,957.69	7,957.69	
BDFOR	Bond Forfeiture	010-352-000	454.00	454.00	
CMREV	COMMITMENT REVENUE (ATTY'S FEES)	010-370-102	585.00	585.00	17,719.93
RECMG	Co Clerk Record Management Fees	011-340-400	72.18	72.18	72.18
PRESV	COURT RECORDS PRESERVATION/CO CLERK	014 350 100	270.00	270.00	270.00
LALIB	Law Library Fee	018-343-000	910.00	910.00	910.00
ROMG2	General Record Management Fees	019-340-400	785.43	785.43	785.43
CHSEC	Courthouse Security fees	020-340-400	221.89	221.89	221.89
TECH	TECHNOLOGY FUND-CO & DISTRICT CLERK	023 350 100	115.49	115.49	115.49
APPEL	APPELLANT JUDICIAL SYSTEM FEE (6TH)	082 370 000	120.00	120.00	120.00

TOTAL REPORT REFUNDS .00

36,933.99

DISTRIBUTION SUMMARY

CLERK COUNTY STATE

COUNTY CLERK FEES
 ARCHP ARCHIVAL FEE 6,540.00
 CCCC COUNTY CLERK COPY 6,506.79
 CCML CC/MARRIAGE LICENSE 972.50
 CCMS COUNTY CLERK MISC 618.95
 CCRF RECORDING FEE 12,272.00
 RABC REMOTE ACCESS BIRTH CERT 86.01
 RECMG RECORD MANAGEMENT 6,580.00
 VSPF VITAL STATS PRES FUND/CC 265.00
 **TOTAL COUNTY CLERK FEES 33,841.25

COUNTY FEES
 CHSEC COURTHOUSE SECURITY 675.00
 **TOTAL COUNTY FEES 675.00

STATE FEES
 CMML2 STATE FEE 972.50
 STBC STATE BIRTH CERTIFICATE 367.20
 **TOTAL STATE FEES 1,339.70

CHECK # : _____
 CHECK # : _____
 **TOTAL FEES 35,855.95

*TOTAL FEES 34,516.25

*TOTAL FEES 33,841.25

Statutory County Courts
Activity Detail from June 1, 2015 to June 30, 2015
 County: Hopkins Court: County Clerk Office
 100.0 Percent Reporting Rate
 1 Reports Received Out of a Possible 1

MISDEMEANOR CASES

Cases on Docket:	DWI - First Offense	DWI - Second Offense	Theft	Theft by Check	Drug Possession - Marijuana	Drug Offenses - Other	Family Violence Assault	Assault - Other	Traffic	DWLS / DWLI	All Other Misdemeanor Cases	Total Cases
Cases Pending 6/1/2015:												
Active Cases	70	18	28	16	42	16	8	8	18	18	56	298
Inactive Cases	45	7	47	110	33	6	5	9	5	4	59	330
Docket Adjustments	0	0	0	0	0	0	0	0	0	0	0	0
Cases Added:												
New Cases Filed	3	1	12	0	4	1	1	0	0	1	15	38
Appealed from Lower Courts	0	0	0	0	0	1	0	0	22	0	1	24
Other Cases Reaching Docket:												
Motions to Revoke Filed	2	1	1	0	1	0	0	0	1	0	0	6
Cases Reactivated	2	0	11	5	6	0	5	4	1	1	15	50
All Other Cases Added	0	0	0	0	0	0	0	0	0	0	0	0
Total Cases on Docket	77	20	52	21	53	18	14	12	42	20	87	416
Dispositions:												
Convictions:												
Guilty Plea/Nolo Contendere	6	1	6	1	6	0	0	2	5	4	10	41
By the Court	0	0	0	0	0	0	0	0	0	0	0	0
By the Jury	0	0	0	0	0	0	0	0	0	0	0	0
Total Convictions	6	1	6	1	6	0	0	2	5	4	10	41
Deferred Adjudication	2	0	3	0	4	0	0	0	1	0	4	14
Acquittals:												
By the Court	0	0	0	0	0	0	0	0	0	0	0	0
By the Jury	0	0	0	0	0	0	0	0	0	0	0	0
Total Acquittals	0	0	0	0	0	0	0	0	0	0	0	0
Dismissals	1	0	4	2	3	4	2	2	0	1	3	22
Motions to Revoke:												
Granted/Revoked	0	0	0	0	1	0	1	0	0	0	0	2
Denied/Continued	0	0	0	0	0	0	0	0	0	0	0	0
All Other Dispositions	0	0	0	0	0	0	0	0	0	0	0	0
Total Cases Disposed	9	1	13	3	14	4	3	4	6	5	17	79
Placed on Inactive Status	3	1	8	0	2	1	0	0	1	1	7	24
Cases Pending 6/30/2015:												
Active Cases	65	18	31	18	37	13	11	8	35	14	63	313
Inactive Cases	46	8	44	105	29	7	0	5	5	4	51	304
Sentencing Information:												
Local Jail	1	0	3	1	4	0	0	0	0	0	6	15
Probation/Comm. Supervision	4	0	1	0	0	0	0	0	0	0	1	6
Fine Only	1	1	2	0	2	0	0	2	5	4	3	20
Other	0	0	0	0	0	0	0	0	0	0	0	0

Age of Cases Disposed:					Additional Court Activity:				
	30 Days or Less	31 to 60 Days	61 to 90 Days	Over 90 Days	Total Cases	Mis-demeanor	Felony	Total	
Number of Cases	44	10	14	11	79	Cases in Which Jury Selected	0	0	0
						Cases in Which Mistrial Declared	0	0	0
						Motions to Suppress Granted or Denied	0	0	0
						Competency Hearings Held	0	0	0
						Cases Set for Review	0	0	0
						Cases in Which Attorney Appted as Counsel	11	0	11
						Cases with Retained Counsel	12	0	12
Information on Trafficking of Persons:					Total				
					Cases for Trafficking of Persons	0			
					Cases for Prostitution	0			
					Cases for Compelling Prostitution	0			

Statutory County Courts
Activity Detail from June 1, 2015 to June 30, 2015
County: Hopkins Court: County Clerk Office
100.0 Percent Reporting Rate
1 Reports Received Out of a Possible 1

CIVIL CASES

	Injury or Damage						Real Property	
	Motor Vehicle	Medical Malpractice	Other Professional Malpractice	Product Liability - Asbestos/Silica	Other Product Liability	Other Injury or Damage	Eminent Domain	Other Real Property
Cases on Docket:								
Cases Pending 6/1/2015:								
<i>Active Cases</i>	5	0	0	0	0	3	0	0
<i>Inactive Cases</i>	0	0	0	0	0	0	0	0
Docket Adjustments	0	0	0	0	0	0	0	0
Cases Added:								
New Cases Filed	0	0	0	0	0	0	0	0
Other Cases Reaching Docket								
<i>Cases Appealed from Lower Courts</i>	0	0	0	0	0	0	0	0
<i>Cases Reactivated</i>	0	0	0	0	0	0	0	0
<i>All Other Cases Added</i>	0	0	0	0	0	0	0	0
Total Cases on Docket	5	0	0	0	0	3	0	0
Dispositions:								
Change of Venue Transfers	0	0	0	0	0	0	0	0
Default Judgments	0	0	0	0	0	0	0	0
Agreed Judgments	0	0	0	0	0	0	0	0
Summary Judgments	0	0	0	0	0	0	0	0
Final Judgments:								
<i>After Non-Jury Trial</i>	0	0	0	0	0	0	0	0
<i>By Jury Verdict</i>	0	0	0	0	0	0	0	0
<i>By Directed Verdict</i>	0	0	0	0	0	0	0	0
<i>Dismissed for Want of Prosecution</i>	0	0	0	0	0	0	0	0
<i>Non-Suited or Dismissed by Plaintiff</i>	0	0	0	0	0	0	0	0
All Other Dispositions	0	0	0	0	0	0	0	0
Total Cases Disposed	0	0	0	0	0	0	0	0
Placed on Inactive Status	0	0	0	0	0	0	0	0
Cases Pending 6/30/2015:								
<i>Active Cases</i>	5	0	0	0	0	3	0	0
<i>Inactive Cases</i>	0	0	0	0	0	0	0	0

Statutory County Courts
Activity Detail from June 1, 2015 to June 30, 2015
County: Hopkins Court: County Clerk Office
100.0 Percent Reporting Rate
1 Reports Received Out of a Possible 1

CIVIL CASES							
	Contract		Civil Cases Relating to Criminal Matters	All Other Civil Cases	Tax	Total Cases	
	Consumer/ Commercial/ Debt	Other Contract					
Cases on Docket:							
Cases Pending 6/1/2015:							
Active Cases	26	2	25	58	0		119
Inactive Cases	0	0	0	0	0		0
Docket Adjustments	0	0	0	0	0		0
Cases Added:							
New Cases Filed	3	0	8	0	0		11
Other Cases Reaching Docket							
Cases Appealed from Lower Courts	1	0	0	0	0		1
Cases Reactivated	0	0	0	0	0		0
All Other Cases Added	0	0	0	0	0		0
Total Cases on Docket	30	2	33	58	0		131
Dispositions:							
Change of Venue Transfers	0	0	0	0	0		0
Default Judgments	0	0	1	0	0		1
Agreed Judgments	0	0	6	0	0		6
Summary Judgments	0	0	0	0	0		0
Final Judgments:							
After Non-Jury Trial	0	0	1	0	0		1
By Jury Verdict	0	0	0	0	0		0
By Directed Verdict	0	0	0	0	0		0
Dismissed for Want of Prosecution	0	0	0	0	0		0
Non-Suited or Dismissed by Plaintiff	0	0	0	0	0		0
All Other Dispositions	1	0	1	0	0		2
Total Cases Disposed	1	0	9	0	0		10
Placed on Inactive Status	0	0	0	0	0		0
Cases Pending 6/30/2015:							
Active Cases	29	2	24	58	0		121
Inactive Cases	0	0	0	0	0		0
Age of Cases Disposed:							Additional Court Activity:
	3 Months or Less	Over 3 to 6 Months	Over 6 to 12 Months	Over 12 to 18 Months	Over 18 Months	Total Cases	Total
Number of Cases	10	0	0	0	0	10	Cases in Which Jury Selected 0
							Cases in Which Mistrial Declared 0
							Injunction or Show Cause Order Issued 0
							Cases in Which Plaintiff/Petitioner Represented Self 9

Statutory County Courts
Activity Detail from June 1, 2015 to June 30, 2015
County: Hopkins Court: County Clerk Office
100.0 Percent Reporting Rate
1 Reports Received Out of a Possible 1

JUVENILE CASES

Age of Cases Adjudicated:						Additional Court Activity:			
	30 Days or Less	31 to 90 Days	91 to 180 Days	Over 180 Days	Total Cases		CINS	DC	Total
Number of Cases	0	0	0	0	0	Grand Jury Approvals	---	0	0
						Release or Transfer Hearings	---	0	0
						Detention Hearings	0	0	0
						Cases Set for Review	0	0	0
						Competency Hearings	0	0	0
						Motions to Suppress Granted			
						/Denied	0	0	0
						Applications for Sealing Records	0	0	0
						Motions for Sex Offender Un- or			
						Deregistration	0	0	0
						Cases in Which Attorney Appointed			
						as Counsel	0	0	0
						Cases with Retained Counsel	0	0	0

PROBATE AND GUARDIANSHIP CASES

Cases on Docket:	Decedents' Estates			Guardianships		All Other Cases	Total Cases
	Independent Administration	Dependent Administration	All Other Estate Proceedings	Minor	Adult		
New Cases, Applications or Contests Filed	2	0	0	0	1	0	3
Other Cases Added:							
<i>Ancillary Cases</i>	0	0	0	0	0	0	0
<i>All Other Matters</i>	0	0	0	0	0	0	0
Inventories Filed	0	0	---	0	0	---	0
Guardianship of Person Reports Filed	---	---	---	0	0	---	0
Annual or Final Accounts Filed	---	0	---	0	0	---	0

Additional Information:	Guardianships:		Total	Ch. 1102 Investigations	Ch. 48 Removals	Hearings Held	Cases in Which Plaintiff/Petitioner Represented Self
	Dismissed or Denied	Granted					
			0				0
			0				0
			0				0
		85					0

MENTAL HEALTH CASES

	Temporary Mental Health Services	Extended Mental Health Services	Modification		Order to Authorize Psychoactive Medications
			Inpatient to Outpatient	Outpatient to Inpatient	
Intake					
New Applications Filed	2	0	0	0	New Applications Filed 0
Applications for Protective Custody Signed	0	---	---	---	Dismissal Prior to Hearing 0
					Hearings Held 0
Hearings					Disposition at Hearing
Probable Cause Hearings Held	1	---	---	---	<i>Denied</i> 0
Release/Dismissal Prior to Final Hearing	1	0	0	0	<i>Granted</i> 0
Final Commitment Hearings Held	0	0	0	0	
Other Information					
Disposition at Final Hearing					
<i>Denied (Release)</i>	0	0	0	0	
<i>Granted (Commit)</i>					
Inpatient	0	0	0	---	
Outpatient	0	0	---	0	

Constitutional County Courts
Activity Detail from June 1, 2015 to June 30, 2015

County: Hopkins Court: County Court

100.0 Percent Reporting Rate

1 Reports Received Out of a Possible 1

MISDEMEANOR CASES

	DWI - First Offense	DWI - Second Offense	Theft	Theft by Check	Drug Possession - Marijuana	Drug Offenses - Other	Family Violence Assault	Assault - Other	Traffic	DWLS/ DWLI	All Other Misdemea- -nor Cases	Total Cases
Cases on Docket:												
Cases Pending 6/1/2015:												
Active Cases	0	0	0	0	0	0	0	0	0	1	0	1
Inactive Cases	1	0	0	0	0	0	0	0	0	0	1	2
Docket Adjustments	0	0	0	0	0	0	0	0	0	0	0	0
Cases Added:												
New Cases Filed	0	0	0	0	1	0	1	0	0	0	1	3
Appealed from Lower Courts	0	0	0	0	0	0	0	0	0	0	0	0
Other Cases Reaching Docket:												
Motions to Revoke Filed	0	0	0	0	0	0	0	0	0	0	0	0
Cases Reactivated	0	0	0	0	0	0	0	0	0	0	0	0
All Other Cases Added	0	0	0	0	0	0	0	0	0	0	0	0
Total Cases on Docket	0	0	0	0	1	0	1	0	0	1	1	4
Dispositions:												
Convictions:												
Guilty Plea/Nolo Contendere	0	0	0	0	0	0	0	0	0	0	0	0
By the Court	0	0	0	0	0	0	0	0	0	0	0	0
By the Jury	0	0	0	0	0	0	0	0	0	0	0	0
Total Convictions	0	0	0	0	0	0	0	0	0	0	0	0
Deferred Adjudication	0	0	0	0	0	0	0	0	0	0	0	0
Acquittals:												
By the Court	0	0	0	0	0	0	0	0	0	0	0	0
By the Jury	0	0	0	0	0	0	0	0	0	0	0	0
Total Acquittals	0	0	0	0	0	0	0	0	0	0	0	0
Dismissals	0	0	0	0	0	0	0	0	0	0	0	0
Motions to Revoke:												
Granted/Revoked	0	0	0	0	0	0	0	0	0	0	0	0
Denied/Continued	0	0	0	0	0	0	0	0	0	0	0	0
All Other Dispositions	0	0	0	0	0	0	0	0	0	0	0	0
Total Cases Disposed	0	0	0	0	0	0	0	0	0	0	0	0
Placed on Inactive Status	0	0	0	0	0	0	0	0	0	0	0	0
Cases Pending 6/30/2015:												
Active Cases	0	0	0	0	1	0	1	0	0	1	1	4
Inactive Cases	1	0	0	0	0	0	0	0	0	0	1	2
Sentencing Information:												
Local Jail	0	0	0	0	0	0	0	0	0	0	0	0
Probation/Comm. Supervision	0	0	0	0	0	0	0	0	0	0	0	0
Fine Only	0	0	0	0	0	0	0	0	0	0	0	0
Other	0	0	0	0	0	0	0	0	0	0	0	0
Age of Cases Disposed:												
	30 Days or Less	31 to 60 Days	61 to 90 Days	Over 90 Days	Total Cases	Additional Court Activity:						Total
Number of Cases	0	0	0	0	0	Cases in Which Jury Selected						0
						Cases in Which Mistrial Declared						0
						Motions to Suppress Granted or Denied						0
						Competency Hearings Held						0
						Cases Set for Review						0
						Cases in Which Attorney Appointed as Counsel						0
						Cases With Retained Counsel						0

Constitutional County Courts
Activity Detail from June 1, 2015 to June 30, 2015

County: Hopkins Court: County Court

100.0 Percent Reporting Rate

1 Reports Received Out of a Possible 1

CIVIL CASES									
Cases on Docket:	Injury or Damage			Contract			Civil Cases Relating to Criminal Matters	All Other Civil Cases	Total Cases
	Motor Vehicle	Other Injury or Damage	Real Property	Consumer/ Commercial/ Debt	Landlord/ Tenant	Other Contract			
Cases Pending 6/1/2015:									
Active Cases	1	0	0	8	0	0	8	17	34
Inactive Cases	0	0	0	0	0	0	0	0	0
Docket Adjustments	0	0	0	0	0	0	0	0	0
Cases Added:									
New Cases Filed	0	0	0	0	0	0	1	0	1
Appealed from Lower Courts	0	0	0	0	0	0	0	0	0
Other Cases Reaching Docket:									
Cases Reactivated	0	0	0	0	0	0	0	0	0
All Other Cases Added	0	0	0	0	0	0	0	0	0
Total Cases on Docket	1	0	0	8	0	0	9	17	35
Dispositions:									
Change of Venue Transfers	0	0	0	0	0	0	0	0	0
Default Judgments	0	0	0	0	0	0	0	0	0
Agreed Judgments	0	0	0	0	0	0	0	0	0
Summary Judgments	0	0	0	0	0	0	0	0	0
Final Judgments:									
After Non-Jury Trial	0	0	0	0	0	0	0	0	0
By Jury Verdict	0	0	0	0	0	0	0	0	0
By Directed Verdict	0	0	0	0	0	0	0	0	0
Dismissed for Want of Prosec.	0	0	0	0	0	0	0	0	0
Non-Suited/Dism. by Plaintiff	0	0	0	0	0	0	0	0	0
All Other Dispositions	0	0	0	0	0	0	0	0	0
Total Cases Disposed	0	0	0	0	0	0	0	0	0
Placed on Inactive Status	0	0	0	0	0	0	0	0	0
Cases Pending 6/30/2015:									
Active Cases	1	0	0	8	0	0	9	17	35
Inactive Cases	0	0	0	0	0	0	0	0	0

Age of Cases Disposed:	3 Months or Less	Over 3 to 6 Months	Over 6 to 12 Months	Over 12 to 18 Months	Over 18 Months	Total Cases	Additional Court Activity:	
							Total	
Number of Cases	0	0	0	0	0	0	Cases in Which Jury Selected	0
							Cases in Which Mistrial Declared	0
							Injunction or Show Cause Order Issued	0
							Protective Orders Signed	0
							Cases in Which Plaintiff/Petitioner Represented Self	1

Constitutional County Courts
Activity Detail from June 1, 2015 to June 30, 2015

County: Hopkins Court: County Court
100.0 Percent Reporting Rate

1 Reports Received Out of a Possible 1

JUVENILE CASES

Age of Cases Adjudicated:						Additional Court Activity:			
	30 Days or Less	31 to 90 Days	91 to 180 Days	Over 180 Days	Total Cases	CINS	DC	Total	
Number of Cases	0	0	0	0	0	Grand Jury Approvals	---	0	0
						Release or Transfer Hearings	---	0	0
						Detention Hearings	0	0	0
						Cases Set for Review	0	0	0
						Competency Hearings	0	0	0
						Motions to Suppress Granted/Denied	0	0	0
						Applications for Sealing Records	0	0	0
						Motions for Sex Offender Un- or Deregistration	0	0	0
						Cases in Which Attorney Appointed as Counsel	0	0	0
						Cases with Retained Counsel	0	0	0

PROBATE AND GUARDIANSHIP CASES

Cases on Docket:	Decedents' Estates			Guardianships		All Other Cases	Total Cases
	Independent Administration	Dependent Administration	All Other Estate Proceedings	Minor	Adult		
	New Cases, Applications or Contests Filed	9	0	2	0		
Other Cases Added:							
<i>Ancillary Cases</i>	0	0	0	0	0	0	0
<i>All Other Matters</i>	0	0	0	0	0	0	0
Inventories Filed	4	0	---	0	1	---	5
Guardianship of Person Reports Filed	---	---	---	0	1	---	1
Annual or Final Accounts Filed	---	0	---	0	1	---	1

Additional Information:

Guardianships:	Total		Total
Dismissed or Denied	0	Ch. 1102 Investigations	0
Granted	0	Ch. 48 Removals	0
Closed	0	Hearings Held	0
Active	37	Cases in Which Plaintiff/Petitioner Represented Self	0

MENTAL HEALTH CASES

	Temporary Mental Health Services	Extended Mental Health Services	Modification		Order to Authorize Psychoactive Medications
			Inpatient to Outpatient	Outpatient to Inpatient	
Intake					
New Applications Filed	8	0	0	0	New Applications Filed 0
Orders for Protective Custody Signed	0	---	---	---	Dismissal Prior to Hearing 0
					Hearings Held 0
Hearings					Disposition at Hearing
Probable Cause Hearings Held	4	---	---	---	<i>Denied</i> 0
Release/Dismissal Prior to Final Hearing	4	0	0	0	<i>Granted</i> 0
Final Commitment Hearings Held	1	0	0	0	
Other Information					
Disposition at Final Hearing					
<i>Denied (Release)</i>	0	0	0	0	
<i>Granted (Commit)</i>					
<i>Inpatient</i>	1	0	0	---	
<i>Outpatient</i>	0	0	---	0	

75.00% OF YEAR COMPLETED

GENERAL FUND

PAGE 767

VOL 25

ACCOUNT NO	ACCOUNT NAME	BUDGET	***** ACTUAL ***** M-T-D	PERCENT	***** ACTUAL ***** Y-T-D	PERCENT	***** ACTUAL ***** REMAINING	PERCENT
2015 010-310-110	CURRENT TAX LEVY REVENUE	5,718,627.00	54,748.14	.96	5,693,847.29	99.57	24,779.71	.43
2015 010-310-120	DELINQUENT TAX REVENUE	114,961.00	8,350.54	7.26	112,964.58	98.26	1,996.42	1.74
2015 010-318-110	SALES TAX REVENUE	1,800,000.00	166,472.20	9.25	957,506.28	53.19	842,493.72	46.81
2015 010-319-000	PENALTY & INTEREST REVENUE	100,591.00	10,281.51	10.22	83,530.42	83.04	17,060.58	16.96
	SUB TOTAL TAXES	7,734,179.00	239,852.39	3.10	6,847,848.57	88.54	886,330.43	11.46
2015 010-330-330	LEOS REVENUE	6,000.00	.00	.00	6,833.43	113.89	833.43-	13.89-*
2015 010-330-401	TEXAS RURAL COM PROGRAM G	.00	.00	.00	.00	.00	.00	.00
2015 010-330-409	VINE GRANT	.00	.00	.00	.00	.00	.00	.00
2015 010-330-435	INDIGENT DEFENSE GRANT	20,000.00	.00	.00	14,696.50	73.48	5,303.50	26.52
2015 010-330-475	IVE REIMBURSEMENT CO ATTY	.00	.00	.00	.00	.00	.00	.00
2015 010-330-499	CHAPTER 19 REIMBURSEMENT	.00	.00	.00	.00	.00	.00	.00
2015 010-330-560	LITTER ABATEMENT GRANT	.00	.00	.00	.00	.00	.00	.00
2015 010-330-561	SCU SALARY REIMBURSEMENT	.00	.00	.00	.00	.00	.00	.00
2015 010-330-563	SCAAP REIMBURSEMENT	5,000.00	.00	.00	4,119.00	82.38	881.00	17.62
2015 010-330-595	AGT-LIFE RECYCLING GRANT	.00	.00	.00	.00	.00	.00	.00
2015 010-333-100	STATE JURY REIMBURSEMENT	8,000.00	.00	.00	8,160.00	102.00	160.00-	2.00-*
2015 010-333-200	STATE SALARY SUPPLIMENT R	122,333.00	.00	.00	47,407.09	38.75	74,925.91	61.25
2015 010-333-300	GRANT ADMINISTRATION REVE	1,000.00	.00	.00	.00	.00	1,000.00	100.00
2015 010-334-200	MIXED BEVERAGE TAX REVENUE	25,000.00	.00	.00	7,256.95	29.03	17,743.05	70.97
2015 010-339-000	DELTA COUNTY REVENUE	18,809.00	1,567.40	8.33	14,106.60	75.00	4,702.40	25.00
2015 010-339-100	FRANKLIN COUNTY REVENUE	38,132.00	3,177.68	8.33	28,599.12	75.00	9,532.88	25.00
2015 010-339-200	RAINS COUNTY REVENUE	37,998.00	3,166.50	8.33	28,498.50	75.00	9,499.50	25.00
	SUB TOTAL INTERGOVERNMENT	282,272.00	7,911.58	2.80	159,677.19	56.57	122,594.81	43.43
2015 010-340-100	COUNTY JUDGE GENERAL FEES	750.00	88.00	11.73	642.00	85.60	108.00	14.40
2015 010-340-200	COUNTY SHERIFF GENERAL FE	28,000.00	1,536.68	5.49	27,664.74	98.80	335.26	1.20
2015 010-340-201	CONSTABLE #1 FEES	15,000.00	2,444.53	16.30	19,795.46	131.97	4,795.46-	31.97-*
2015 010-340-202	CONSTABLE #2 FEES	15,000.00	1,275.80	8.51	13,041.20	86.94	1,958.80	13.06
2015 010-340-203	CONSTABLE FEES DISTRICT C	16,500.00	1,647.03	9.98	11,133.93	67.48	5,366.07	32.52
2015 010-340-204	PRISONER HOUSING FEES	18,000.00	3,520.00	19.56	11,160.00	62.00	6,840.00	38.00
2015 010-340-205	INMATE TELEPHONE REVENUE	35,000.00	.00	.00	5,968.07	17.05	29,031.93	82.95
2015 010-340-206	COUNTY SHERIFF BOND FEES	.00	.00	.00	.00	.00	.00	.00
2015 010-340-207	INMATE MEDICAL FEES	7,500.00	.00	.00	6,125.45	81.67	1,374.55	18.33
2015 010-340-208	SO WORK PROGRAM	.00	.00	.00	.00	.00	.00	.00
2015 010-340-300	COUNTY ATTORNEY GENERAL F	7,500.00	802.56	10.70	5,372.10	71.63	2,127.90	28.37
2015 010-340-350	COURT APPOINTED ATTORNEY	3,750.00	395.00	10.53	4,032.10	107.52	282.10-	7.52-*
2015 010-340-400	COUNTY CLERK GENERAL FEES	235,000.00	24,599.15	10.47	187,963.91	79.98	47,036.09	20.02
2015 010-340-404	GUARDIANSHIP FEE	2,500.00	320.00	12.80	2,052.00	82.08	448.00	17.92
2015 010-340-405	CTREP/COURT REPORTER FEE	.00	.00	.00	.00	.00	.00	.00
2015 010-340-500	TAX COLLECTOR GENERAL FEE	195,000.00	125.80	.06	188,882.19	96.86	6,117.81	3.14
2015 010-340-501	TAX CERTIFICATE FEES	17,500.00	1,220.00	6.97	12,550.00	71.71	4,950.00	28.29
2015 010-340-502	TAX COLLECTOR AUTO SALES	165,000.00	607.37	.37	607.37	.37	164,392.63	99.63
2015 010-340-503	VEHICLE REGISTRATION FEES	66,000.00	190,093.59	288.02	246,265.64	373.13	180,265.64-	273.13-*
2015 010-340-504	VEHICLE CERTIFICATE/TITLE	37,000.00	3,990.00	10.78	60,982.34	164.82	23,982.34-	64.82-*

2015 010-340-600	BAIL BOND BOARD FEES	5,000.00	500.00	10.00	2,525.00	50.50	2,475.00	49.50
2015 010-340-650	COURT APPOINTED ATTORNEY	24,000.00	914.55	3.81	15,207.69	63.37	8,792.31	36.63
2015 010-340-700	DISTRICT CLERK GENERAL FE	100,000.00	12,136.18	12.14	94,352.21	94.35	5,647.79	5.65
2015 010-340-800	JUSTICE PEACE #1 GENERAL	30,000.00	2,189.66	7.30	24,681.83	82.27	5,318.17	17.73
2015 010-340-802	JUSTICE PEACE #2 GENERAL	18,000.00	1,460.41	8.11	14,966.51	83.15	3,033.49	16.85
2015 010-340-900	STATE SERVICE FEE	20,000.00	.00	.00	11,899.81	59.50	8,100.19	40.50

DATE 07/16/2015 STATEMENT OF REVENUES FOR JUNE GELL106 PAGE 2

75.00% OF YEAR COMPLETED GENERAL FUND

ACCOUNT NO	ACCOUNT NAME	BUDGET	ACTUAL M-T-D	PERCENT	ACTUAL Y-T-D	PERCENT	ACTUAL REMAINING	PERCENT
2015 010-340-901	SEPTIC TANK/SUBDIVISION F	52,000.00	3,820.00	7.35	43,095.00	82.88	8,905.00	17.13
2015 010-340-904	JUDICIAL EDUCATION	500.00	65.09	13.02	405.20	81.04	94.80	18.96
	SUB TOTAL FEES OF OFFICE	1,114,500.00	253,751.40	22.77	1,011,371.75	90.75	103,128.25	9.25
2015 010-350-400	COUNTY COURT FINES	90,500.00	9,136.69	10.10	77,312.24	85.43	13,187.76	14.57
2015 010-350-700	DISTRICT COURT FINES	220,000.00	9,323.00	4.24	141,451.61	64.30	78,548.39	35.70
2015 010-350-800	JP #1 COURT FINES	100,000.00	9,102.05	9.10	83,122.22	83.12	16,877.78	16.88
2015 010-350-802	JP #2 COURT FINES	100,000.00	8,470.42	8.47	85,943.22	85.94	14,056.78	14.06
2015 010-352-000	BOND FORFEIT REVENUE	10,000.00	2,204.00	22.04	11,179.00	111.79	1,179.00	11.79
	SUB TOTAL FINES & FORFEIT	520,500.00	38,236.16	7.35	399,008.29	76.66	121,491.71	23.34
2015 010-360-000	INTEREST EARNINGS REVENUE	18,000.00	40.91	.23	11,823.54	65.69	6,176.46	34.31
2015 010-364-100	SALE OF ASSETS	8,725.00	.00	.00	9,368.20	107.37	643.20	7.37
2015 010-368-100	MISCELLANEOUS PROCEEDS	.00	.00	.00	17,760.73	.00	17,760.73	.00
2015 010-370-000	MISCELLANEOUS REVENUE	93,434.12	44,997.73	48.16	64,591.84	69.13	28,842.28	30.87
2015 010-370-001	VENDING MACHINE REVENUE	1,250.00	.00	.00	355.63	28.45	894.37	71.55
2015 010-370-101	VOTING REIMBURSEMENT	.00	136.40	.00	1,535.57	.00	1,535.57	.00
2015 010-370-102	REIMB & COURT FEES REVENU	5,350.00	635.00	11.87	4,160.00	77.76	1,190.00	22.24
2015 010-370-103	RENT REVENUE HOSPITAL	15,000.00	1,250.00	8.33	11,250.00	75.00	3,750.00	25.00
2015 010-370-105	ESTRAY REVENUE	5,000.00	.00	.00	83.43	1.67	4,916.57	98.33
2015 010-370-106	EXTRADITION REIMBURSEMENT	30,000.00	.00	.00	130,296.67	100.00	.00	.00
2015 010-370-200	PROCEEDS FROM CAPITAL LEA	130,296.67	.00	.00	.00	.00	42,734.00	100.00
2015 010-370-300	HEALTH INSURANCE CREDIT	42,734.00	.00	.00	.00	.00	42,734.00	100.00
	SUB TOTAL MISCELLANEOUS	349,789.79	47,060.04	13.45	251,225.61	71.82	98,564.18	28.18
2015 010-390-093	TRANSFER FROM PAYROLL	.00	.00	.00	.00	.00	.00	.00
2015 010-399-990	ACTUAL REVENUE	.00	.00	.00	.00	.00	.00	.00
	FUND TOTAL	10,001,240.79	586,811.57	5.87	8,669,131.41	86.68	1,332,109.38	13.32
	FINAL TOTAL	10,001,240.79	586,811.57	5.87	8,669,131.41	86.68	1,332,109.38	13.32

FUND NAME	***** MONTH TO DATE *****		***** YEAR TO DATE *****	
	REVENUES	EXPENSES	REVENUES	EXPENSES
2015 GENERAL FUND	586,811.57	756,478.35	8,669,131.41	7,314,958.86
2015 RECORD MANAGEMENT FUND	7,335.23	2,360.64	50,594.59	38,024.19
2015 CIVIC CENTER HOTEL/MOTEL TAX	.00	.00	.00	.00
2015 CHILD ABUSE PREVENTION	31.26	.00	1,488.90	.00
2015 COURT RECORD ARCHIVE FUND	910.99	.00	7,125.15	1,895.00
2015 CIVIC CENTER FUND	55,279.41	51,075.78	464,145.80	500,874.79
2015 JP COMPUTER TECHNOLOGY FUND	684.06	911.27	6,837.97	9,112.70
2015 DISTRICT ATTORNEY FUND	31,672.43	31,921.06	276,527.81	295,940.53
2015 LAW LIBRARY FUND	2,485.00	1,698.60	19,433.90	13,527.80
2015 RECORD PRESERVATION DC/CC	2,417.84	.00	19,838.57	9,253.98
2015 COURTHOUSE SECURITY FUND	1,870.83	4,156.66	14,797.10	37,647.05
2015 JUSTICE COURT SECURITY FUND	170.06	.00	1,714.62	140.00
2015 HAVA GRANT	880.00	.00	5,056.10	573.88
2015 CC & DC TECHNOLOGY FUND	128.06	.00	851.97	.00
2015 PRECINCT 1 HOUSE	575.00	.00	5,179.90	2,839.02
2015 ROAD & BRIDGE MAINTENANCE FUND	118,567.80	278,675.86	3,322,388.79	2,844,718.14
2015 ROAD & BRIDGE SPECIAL MAINTEN	3,372.85	.00	270,691.84	.00
2015 FARM TO MARKET SPECIAL FUND	3,385.23	.00	271,667.73	.00
2015 ROAD & BRIDGE CO PROJECT FUND	.00	18,293.77	136,384.89	250,133.52
2015 CO CLERK ARCHIVE FUND	6,890.00	.00	47,864.06	76,987.50

2015 TEXAS MITIGATING GRANT	252,432.01	13,041.60-	252,432.01	312,089.90
2015 CIVIC CENTER SECO GRANTS	.00	.00	.00	.00
2015 ORCA GRANT PCT 729107 & 710107	.00	.00	.00	.00
2015 HOMELAND SECURITY GRANT	.00	.00	.00	.00
2015 CDBG GRANT #711270	.00	.00	.00	.00
2015 CRIME VICTIM COORDINATOR	.00	3,452.83	15,427.78	34,507.49

DATE 07/16/2015 COMBINED STATEMENT OF REVENUES AND EXPENSES FOR JUNE THRU JUNE GELL107 PAGE 2

FUND NAME	***** MONTH TO DATE ***** REVENUES	***** YEAR TO DATE ***** EXPENSES	***** MONTH TO DATE ***** REVENUES	***** YEAR TO DATE ***** EXPENSES
2015 HC ENERGY TRANS REINVEST ZONE1	.00	.00	.00	.00
2015 DEBT SERVICE FUND	15,253.75	.00	1,321,137.81	1,037,299.50
2015 COURTHOUSE RESTORATION	105.00	1,500.00	1,007.84	2,120.00
2015 CIVIC CENTER HORSE PAVILLION	.00	.00	.00	.00
2015 CIVIC CENTER 2013 CO'S	.00	.00	.00	.00
2015 BOND ISSUE 2007	.00	.00	823.73	.00
2015 JAIL 2013/2014 BOND ISSUE	.00	684,318.51	15,708.47	5,078,007.36
2015 JAIL 2013/2014 BOND ISSUE	.00	684,318.53	15,738.77	5,078,008.38
2015 DA STATE	.00	1,412.87	.00	14,838.63
2015 SO FEDERAL FORFEITURE FUND	.00	.00	.00	.00
2015 DA FEDERAL FORFEITURE FUND	.00	889.05	182.48	22,653.12
2015 COURT OF APPEALS FEE FUND	350.00	.00	1,088.52	.00
2015 SPECIAL PROJECTS FUND	16,666.66	.00	150,087.30	225,540.60
2015 CO ATTY SPECIAL RESTITUTION	.00	.00	.00	.00

2015 DA PENDING FUND	.00	.00	.00	.00
2015 S/O DRUG FORFEITURE	.00	.00	.00	.00
2015 DA FORFEITURE FUND	4,015.24	2,503.53	322,766.93	245,332.83
2015 CA CHECK COLLECTION FEE FUND	672.59	327.30	5,555.03	4,065.31
2015 DA CHECK COLLECTION FEE FUND	.00	.00	225.00	432.99
2015 JUVENILE PROBATION FUND	98.19	39,528.63	98.19	407,503.21
2015 ADULT PROBATION FUND	243.44	80,594.47	243.44	884,810.24
2015 8TH DIST JUVENILE PROBATION	5,374.16-	3,120.74	90,278.57	92,110.60
2015 FIXED ASSETS	.00	.00	.00	.00
2015 LONG TERM DEBT	.00	.00	.00	.00
TOTAL	1,107,930.34	2,634,496.85	15,784,522.97	24,835,947.12

ACCOUNT NAME	BEGINNING CASH BALANCE	CASH RECEIPTS	CASH DISBURSEMENTS	ENDING CASH BALANCE
2015 010 GENERAL FUND				
PETTY CASH-COUNTY TREASURER	200.00	.00	.00	200.00
PETTY CASH-TAX OFFICE	275.00	.00	.00	275.00
PETTY CASH TAX-MOTOR VEHICLE	5,000.00	.00	.00	5,000.00
TREASURER JURY CASH	2,000.00	.00	.00	2,000.00
PETTY CASH-JAIL	.00	.00	.00	.00
PETTY CASH-DISTRICT CLERK/CASE	50.00	.00	.00	50.00
PETTY CASH-DIST CLK/CHILD SUP	.00	.00	.00	.00
PETTY CASH-COUNTY CLERK	200.00	.00	.00	200.00
JP# 1 PETTY CASH	400.00	.00	.00	400.00
JP# 2 PETTY CASH	100.00	.00	.00	100.00
PETTY CASH - COUNTY ATTY	.00	.00	.00	.00
CASH	604,353.58	1,094,859.80	1,026,258.87	672,954.51
CREDIT CARD CASH	.00	.00	.00	.00
TDOA	5,013,077.26	632,029.54	1,006,481.08	4,638,625.72
TEXPOOL	665.84	.00	.00	665.84
MBIA	673.30	.00	.00	673.30
CERTIFICATE OF DEPOSIT	.00	.00	.00	.00
FUND TOTALS	5,626,994.98	1,726,889.34	2,032,739.95	5,321,144.37
2015 011 RECORD MANAGEMENT FUND				
CASH	121.56	2,823.05	2,823.05	121.56
CREDIT CARD CASH	.00	.00	.00	.00
TDOA	72,610.31	7,335.23	2,823.05	77,122.49
TEXPOOL	.00	.00	.00	.00
FUND TOTALS	72,731.87	10,158.28	5,646.10	77,244.05
2015 012 CIVIC CENTER HOTEL/MOTEL TAX				
HMT CASH	.00	.00	.00	.00
HMT TDOA	.00	.00	.00	.00
TEXPOOL	.00	.00	.00	.00
CERTIFICATE OF DEPOSIT	.00	.00	.00	.00
FUND TOTALS	.00	.00	.00	.00
2015 013 CHILD ABUSE PREVENTION				
CASH	.00	.00	.00	.00
TDOA	4,643.18	31.26	.00	4,674.44
FUND TOTALS	4,643.18	31.26	.00	4,674.44
2015 014 COURT RECORD ARCHIVE FUND				
CASH	.00	.00	.00	.00
CREDIT CARD CASH	.00	.00	.00	.00

DATE 07/16/2015 COMBINED STATEMENT OF CASH RECEIPTS AND DISBURSEMENTS FROM JUNE TO JUNE GELL103 PAGE 2

TDOA	26,043.58	910.99	.00	26,954.57
TEXPOOL	.00	.00	.00	.00
FUND TOTALS	26,043.58	910.99	.00	26,954.57

2015 015 CIVIC CENTER FUND

PETTY CASH-CIVIC CENTER	1,100.00	.00	.00	1,100.00
PETTY-CONCESSION	100.00	.00	.00	100.00
CASH	77.62	77,824.05	77,824.05-	77.62
TDOA	173,942.53	56,347.15	62,558.82-	167,730.86
TEXPOOL	.00	.00	.00	.00
FUND TOTALS	175,220.15	134,171.20	140,382.87-	169,008.48

2015 016 JP COMPUTER TECHNOLOGY FUND

CASH	680.84-	911.27	911.27-	680.84-
------	---------	--------	---------	---------

ACCOUNT NAME	BEGINNING CASH BALANCE	CASH RECEIPTS	CASH DISBURSEMENTS	ENDING CASH BALANCE
CREDIT CARD CASH	.00	.00	.00	.00
TDOA	1,008.35	684.06	911.27-	781.14
TEXPOOL	.00	.00	.00	.00
FUND TOTALS	327.51	1,595.33	1,822.54-	100.30

2015 017 DISTRICT ATTORNEY FUND

PETTY CASH	.00	.00	.00	.00
CASH	190.99	41,979.80	42,016.01-	154.78
TDOA	61,528.18	31,672.43	41,908.65-	51,291.96
TEXPOOL	.00	.00	.00	.00
FUND TOTALS	61,719.17	73,652.23	83,924.66-	51,446.74

2015 018 LAW LIBRARY FUND

CASH	9,099.22-	1,845.60	1,845.60-	9,099.22-
CREDIT CARD CASH	.00	.00	.00	.00
TDOA	4,292.30	2,485.00	1,698.60-	5,078.70
TEXPOOL	.00	.00	.00	.00
FUND TOTALS	4,806.92-	4,330.60	3,544.20-	4,020.52-

2015 019 RECORD PRESERVATION DC/CC

CASH	93.32	.00	.00	93.32
CREDIT CARD CASH	.00	.00	.00	.00
TDOA	31,288.27	2,417.84	.00	33,706.11
TEXPOOL	.00	.00	.00	.00
FUND TOTALS	31,381.59	2,417.84	.00	33,799.43

2015 020 COURTHOUSE SECURITY FUND

DATE 07/16/2015 COMBINED STATEMENT OF CASH RECEIPTS AND DISBURSEMENTS FROM JUNE TO JUNE GELL03 PAGE 3

CASH	5,275.33-			5,644.90-	7,841.57-
CREDIT CARD CASH	.00	3,078.66	.00	.00	.00
TDOA	1,833.01	1,870.83		3,078.66-	625.18
TEXPOOL	.00	.00		.00	.00
FUND TOTALS	3,442.32-	4,949.49		8,723.56-	7,216.39-

2015 021 JUSTICE COURT SECURITY FUND					
CASH	5.00	.00	.00	.00	5.00
CREDIT CARD CASH	.00	.00	.00	.00	.00
TDOA	15,301.56	170.06		.00	15,471.62
TEXPOOL	.00	.00		.00	.00
FUND TOTALS	15,306.56	170.06		.00	15,476.62

2015 022 HAVA GRANT					
CASH	6.36	.00	.00	.00	6.36
CREDIT CARD CASH	.00	.00	.00	.00	.00
MAIN TDOA	11,625.60	880.00		.00	12,505.60
TEXPOOL	.00	.00		.00	.00
FUND TOTALS	11,631.96	880.00		.00	12,511.96

2015 023 CC & DC TECHNOLOGY FUND					
CASH	.00	.00	.00	.00	.00
CREDIT CARD CASH	.00	.00	.00	.00	.00
TDOA	4,912.43	128.06		.00	5,040.49
TEXPOOL	.00	.00		.00	.00
FUND TOTALS	4,912.43	128.06		.00	5,040.49

2015 024 PRECINCT 1 HOUSE					
CASH	1.03	.00	.00	.00	1.03
MAIN TDOA	4,628.67	575.00		.00	5,203.67

2015 025 ROAD & BRIDGE MAINTENANCE FUND					
ACCOUNT NAME		BEGINNING	CASH		ENDING
FUND TOTALS		CASH BALANCE	RECEIPTS	DISBURSEMENTS	CASH BALANCE
		4,629.70	575.00	.00	5,204.70

2015 026 ROAD & BRIDGE SPECIAL MAINTEN					
CASH	455.09	346,839.79	346,839.79-	455.09	
CREDIT CARD CASH	.00	.00	.00	.00	
TDOA	1,761,301.82	118,567.80	297,834.48-	1,582,035.14	
TEXPOOL	.00	.00	.00	.00	
FUND TOTALS	1,761,756.91	465,407.59	644,674.27-	1,582,490.23	

2015 026 ROAD & BRIDGE SPECIAL MAINTEN					
CASH	21,901.92	.00	.00	21,901.92	

CREDIT CARD CASH .00
 TDOA 313,009.65
 TEXPOOL .00
 FUND TOTALS 334,911.57

2015 027 FARM TO MARKET SPECIAL FUND

CASH 26,275.10
 CREDIT CARD CASH .00
 TDOA 308,826.57
 TEXPOOL .00
 FUND TOTALS 335,101.67

2015 028 ROAD & BRIDGE CO PROJECT FUND

CASH 67,502.97-
 TDOA 5,918.96-
 FUND TOTALS 73,421.93-

2015 029 CO CLERK ARCHIVE FUND

CASH 67.62
 CREDIT CARD CASH .00
 TDOA 24,390.46
 TEXPOOL .00
 FUND TOTALS 24,458.08

2015 031 TEXAS MITTIGATINO GRANT

CASH 342,616.36-
 MAIN TDOA .00
 FUND TOTALS 342,616.36-

2015 033 CIVIC CENTER SECO GRANTS

CASH .00
 TDOA .00
 FUND TOTALS .00

2015 035 ORCA GRANT PCT 729107 & 710107

CASH .00
 TDOA .00
 FUND TOTALS .00

2015 036 HOMELAND SECURITY GRANT

CASH .00
 TDOA .00
 FUND TOTALS .00

2015 037 CDBG GRANT #711270

CASH .00

ACCOUNT NAME	BEGINNING CASH BALANCE	CASH RECEIPTS	CASH DISBURSEMENTS	ENDING CASH BALANCE
2015 038 CRIME VICTIM COORDINATOR				
CASH	14,670.84-	46.48	4,810.65-	19,435.01-
MAIN TDOA	401.78	.00	46.48-	355.30
FUND TOTALS	14,269.06-	46.48	4,857.13-	19,079.71-
2015 039 HC ENERGY TRANS REINVEST ZONE1				
MAIN TDOA	.00	.00	.00	.00
FUND TOTALS	.00	.00	.00	.00
2015 060 DEBT SERVICE FUND				
CASH	16.63	.00	.00	16.63
CREDIT CARD CASH	.00	.00	.00	.00
TDOA	560,360.03	15,253.75	.00	575,613.78
TEXPOOL	.00	.00	.00	.00
FUND TOTALS	560,376.66	15,253.75	.00	575,630.41
2015 071 COURTHOUSE RESTORATION				
MAIN	24.36	.00	.00	24.36
MAIN TDOA	6,923.39	105.00	.00	7,028.39
TEXPOOL	.00	.00	.00	.00
MBIA TEXAS CLASS INVESTMENT	.00	.00	.00	.00
FUND TOTALS	6,947.75	105.00	.00	7,052.75
2015 072 CIVIC CENTER HORSE PAVILLION				
CASH	98,021.88-	.00	.00	98,021.88-
TDOA	40,000.00	.00	.00	40,000.00
TEXPOOL	.00	.00	.00	.00
CERTIFICATE OF DEPOSIT	.00	.00	.00	.00
FUND TOTALS	58,021.88-	.00	.00	58,021.88-
2015 073 CIVIC CENTER 2013 CO'S				
CASH	.00	.00	.00	.00
TDOA	.00	.00	.00	.00
FUND TOTALS	.00	.00	.00	.00
2015 074 BOND ISSUE 2007				
CASH	45.50	.00	.00	45.50
TDOA	330,009.89	.00	.00	330,009.89
TEXPOOL	.00	.00	.00	.00

DATE 07/16/2015 COMBINED STATEMENT OF CASH RECEIPTS AND DISBURSEMENTS FROM JUNE TO JUNE GELL03 PAGE 5

FUND TOTALS 330,055.39 .00 .00 330,055.39

2015 075 JAIL 2013/2014 BOND ISSUE

CASH 6.90 907,813.40 907,813.40- 6.90
 TDOA 3,285,920.10 .00 454,082.66- 2,831,837.44
 FUND TOTALS 3,285,927.00 907,813.40 1,361,896.06- 2,831,844.34

2015 076 JAIL 2013/2014 BOND ISSUE

CASH 6.90 907,813.43 907,813.43- 6.90
 TDOA 3,461,433.24 .00 454,082.68- 3,007,350.56
 FUND TOTALS 3,461,440.14 907,813.43 1,361,896.11- 3,007,357.46

2015 079 DA STATE

CASH 3,774.44- 1,757.75 1,757.75- 3,774.44-

ACCOUNT NAME BEGINNING CASH RECEIPTS CASH DISBURSEMENTS ENDING
 CASH BALANCE

DA STATE CASH 27,057.75- .00 2,055.94- 29,113.69-
 TDOA 3,153.80 2,757.75- 1,757.75- 3,451.99
 FUND TOTALS 27,678.39- 3,813.69 5,571.44- 29,436.14-

2015 080 SO FEDERAL FORFEITURE FUND

SO CASH 735.75 .00 .00 735.75
 FUND TOTALS 735.75 .00 .00 735.75

2015 081 DA FEDERAL FORFEITURE FUND

CASH 273.70 1,202.36 1,202.36- 273.70
 DA FED FORFEITURE CASH .00 .00 .00 .00
 TDOA 60,910.32 257.91 789.94- 60,378.29
 FUND TOTALS 61,184.02 1,460.27 1,992.30- 60,651.99

2015 082 COURT OF APPEALS FEE FUND

CASH 1,031.76- .00 .00 1,031.76-
 TDOA 1,565.47 350.00 .00 1,915.47
 TEXPOOL .00 .00 .00 .00
 FUND TOTALS 533.71 350.00 .00 883.71

2015 083 SPECIAL PROJECTS FUND

CASH 94,557.73- .00 .00 94,557.73-
 TDOA 91,851.88 16,666.66 .00 108,518.54
 TEXPOOL .00 .00 .00 .00
 CERTIFICATE OF DEPOSIT .00 .00 .00 .00
 FUND TOTALS 2,705.85- 16,666.66 .00 13,960.81

2015 084 CO ATTY SPECIAL RESTITUTION

CASH	.28	.00	.00	.28
TDOA	11,848.84	.00	.00	11,848.84
FUND TOTALS	11,849.12	.00	.00	11,849.12

2015 085 DA PENDING FUND

CASH CNB	41,558.88	.00	.00	41,558.88
DA CASH	.00	.00	.00	.00
DA ALLIANCE BANK	8,146.10	.00	.00	8,146.10
FUND TOTALS	49,704.98	.00	.00	49,704.98

2015 086 S/O DRUG FORFEITURE

CASH	23,480.86	.00	.00	23,480.86
TDOA	.00	.00	.00	.00
FUND TOTALS	23,480.86	.00	.00	23,480.86

2015 087 DA FORFEITURE FUND

CASH	.00	3,022.29	3,022.29	.00
TDOA	220,447.24	4,015.24	2,918.35	221,544.13
FUND TOTALS	220,447.24	7,037.53	5,940.64	221,544.13

2015 088 CA CHECK COLLECTION FEE FUND

CASH	1,571.54	897.00	409.44	2,059.10
TDOA	225.36	672.59	897.00	.95
FUND TOTALS	1,796.90	1,569.59	1,306.44	2,060.05

2015 089 DA CHECK COLLECTION FEE FUND

CASH	279.01	.00	.00	279.01
TDOA	309.46	.00	.00	309.46
FUND TOTALS	588.47	.00	.00	588.47

DATE 07/16/2015 COMBINED STATEMENT OF CASH RECEIPTS AND DISBURSEMENTS FROM JUNE TO JUNE GEL103 PAGE 6

2015 090 JUVENILE PROBATION FUND

ACCOUNT NAME	BEGINNING CASH BALANCE	CASH RECEIPTS	CASH DISBURSEMENTS	ENDING CASH BALANCE
CASH	1,090.41	35,144.85	53,395.48	19,341.04
CASH-JUVENILE PROBATION	7,105,490.34	.00	17,513.69	7,123,004.03
TDOA	17,533.75	17,611.88	35,144.85	.78
TEXPOOL	.00	.00	.00	.00
FUND TOTALS	7,089,047.00	52,756.73	106,054.02	7,142,344.29

2015 091 ADULT PROBATION FUND

CASH	11,268.83	79,604.09	104,781.56	36,446.30
CASH-ADULT PROBATION	14,331,749.39	.00	38,873.67	14,370,623.06

	TDOA	40,487.51	39,117.11	79,604.09-	.53
	TEXPOOL	.00	.00	.00	.00
	FUND TOTALS	14,302,530.71-	118,721.20	223,259.32-	14,407,068.83-
2015 092 8TH DIST JUVENILE PROBATION					
	CASH	481.09	25,779.74	25,779.74-	481.09
	CASH-JUVENILE PROBATION	.00	.00	.00	.00
	TDOA	61,718.72	5,530.16	25,779.74-	41,469.14
	TEXPOOL	.00	.00	.00	.00
	FUND TOTALS	62,199.81	31,309.90	51,559.48-	41,950.23
2015 093 PAYROLL ACCOUNT					
	CASH	14,450.71	401,770.41	205,159.21-	211,061.91
	MAIN TDOA	75,188.91	.00	.00	75,188.91
	FUND TOTALS	89,639.62	401,770.41	205,159.21-	286,250.82
2015 094 CLEARING ACCOUNT					
	CASH	21,337.71	2,495,379.75	2,465,165.80-	51,551.66
	FUND TOTALS	21,337.71	2,495,379.75	2,465,165.80-	51,551.66
2015 096 FIXED ASSETS					
	FUND TOTALS	.00	.00	.00	.00
2015 097 LONG TERM DEBT					
	FUND TOTALS	.00	.00	.00	.00
	GRAND TOTALS	<u>5,238,524.38-</u>	<u>7,698,810.55</u>	<u>8,765,963.67-</u>	<u>6,305,677.50-</u>

Date	Permit #	Name on Permit or complaint	Date processed or received	Date inspected or closed
5/28/2015		investigated complaints on 19S, CR 4763, CR 4791, CR 3567		
6/2/2015	15-049	Sisson, James	6/2/2015	6/4/2015
6/3/2015	15-048	James Hurst		6/3/2015
6/3/2015	15-047	Littrell, Dalton		6/3/2015
6/4/2015	15-027	Klein, John		6/4/2015
6/4/2015		investigated complaint about poss oil field run off CR 4577.		
6/4/2015	14-149	Cooper, Wayne		6/4/2015
6/4/2015	15-041	Johnson, Gary		6/4/2015
6/5/2015		follow up with RailRoad Com. On CR 4577. Site is being cleaned up.		
6/9/2015	14-045	White, Tim		6/9/2015
6/9/2015		responded to call about chest freezer full of spoiled meat on drive way right of way on CR 1213.		
6/11/2015	15-050	Tinney, Chance	6/11/2015	6/15/2015
6/11/2015	15-020	Blaze, Maggie		6/11/2015
6/12/2015	15-040	Remero, Manuel		6/12/2015
6/15/2015	15-043	Mobley, David		6/15/2015
6/26/2015	15-036	Hunt, Keith		6/26/2015
6/30/2015	15-051	McClendon, Brent	6/30/2015	6/30/2015
6/30/2015	15-028	Young, Randy		6/30/2015
7/1/2015	15-052	Hoover, Heath	7/1/2015	
7/1/2015	15-033	Helfferich, James		7/1/2015
7/2/2015	15-053	Conrique, Julie	7/2/2015	
7/2/2015	15-054	Poteet, Johnny	7/2/2015	7/8/2015
7/14/2015	15-055	Krause, Harold	7/14/2015	7/17/2015

7/14/2015		investigated complaint about overgrown yard at CR 2439 3624, investigated complaint about overgrown weeds and delapidated MH @ 9313 Hwy 154S, investigated complaint of tire dumping @ CR 4131 2497, investigated poss standing water on corner of Fm 3134 and CR 4812	
7/15/2015	15-056	Wiser, William	7/15/2015
7/15/2015	15-057	Potteiger, Carol	7/15/2015
7/15/2015	15-058	Hooker, Jackie	7/15/2015
7/15/2015	15-059	Jones, Richard	7/15/2015
7/15/2015	15-021	Major, Scotty	7/15/2015
7/17/2015	15-060	Scott, James & Margaret	7/17/2015
7/18/2015		call by dispatch RT fire at M&M Freight investigated fire that was set behind building	
7/20/2015		class at Tyler TCEQ with environmental work group	
7/21/2015		follow up on fire at M&M. no charges filled.	
Miles for M.	1648		173562 Total miles on turck

----- CURRENT -----		----- DELINQUENT -----		----- OTHER -----	
LEVY	101,926.98	LEVY	10,380.15	ATTY FEES	2,971.71
DISCOUNT	.00	PENALTY	1,129.97	COURT COST	.00
PENALTY	9,851.49	INTEREST	2,768.93	ABST FEES	.00
INTEREST	4,787.72			OTHER FEES	.00
				TOTAL REND PEN.	.68
				(AGENCY PART)	.65
				(CAD PART)	.03
TOTAL	116,566.19	TOTAL	14,279.05	TOTAL	2,972.39
M&O LEVY	88,605.13	M&O LEVY	9,708.05		
M&O DISCOUNT	.00	M&O PENALTY	1,056.83		
M&O PENALTY	8,563.98	M&O INTEREST	2,589.99		
M&O INTEREST	4,161.91	M&O TOTAL	13,354.87		
M&O TOTAL	101,331.02	I&S LEVY	672.10		
I&S LEVY	13,321.85	I&S DISCOUNT	.00		
I&S DISCOUNT	.00	I&S PENALTY	73.14		
I&S PENALTY	1,287.51	I&S INTEREST	178.94		
I&S INTEREST	625.81	I&S TOTAL	924.18		
I&S TOTAL	15,235.17				
TOTAL M&O	114,685.89	REF LEVY/PI(MO)	2,646.67-	RET CHK PI ONLY	.00
TOTAL I&S	16,159.35	REF LEVY/PI(IS)	397.94-	RET CHK LEVY/PI	.00
		REFUND PI ONLY	1,623.77-	RET CHK ATTY	.00
		REFUND LEVY/PI	3,044.61-	RET CHK ABST	.00
DUE TO AGENCY	130,845.24	REFUND ATTY	.00	RET CHK COURTS	.00
DUE TO ATTY	2,971.71	REFUND ABST	.00	RET CHK OTHER	.00
DUE TO ABST	.00	REFUND OTHER	.00	RCK TOT REN PEN	.00
DUE TO COURTS	.00	REF TOT REN PEN	.00	(AGENCY PART)	.00
DUE TO OTHER	.68	(CAD PART)	.00		
DUE TOT REN PEN	.65				
(AGENCY PART)	.03				
(CAD PART)					

PAGE 782

VOL 025

YR	LEVY- 010	LEVY- 025	LEVY- 026	LEVY- 027	LEVY- 060	LEVY-	LEVY-	LEVY-	LEVY-	TOTAL
14	58,588.90	24,645.90	2,680.52	2,689.81	13,321.85	.00	.00	.00	.00	101,926.98
13	3,196.14	1,374.05	149.91	149.37	335.20	.00	.00	.00	.00	5,204.67
12	1,684.30	670.22	77.33	77.08	174.75	.00	.00	.00	.00	2,683.68
11	1,036.32	412.37	47.58	47.43	107.52	.00	.00	.00	.00	1,651.22
10	275.64	92.54	12.89	12.00	30.54	.00	.00	.00	.00	423.61
09	122.59	45.63	5.75	5.35	7.87	.00	.00	.00	.00	187.19
08	81.24	37.68	4.01	4.20	11.25	.00	.00	.00	.00	138.38
07	2.62	1.33	.24	.25	.28	.00	.00	.00	.00	4.72
06	.84	.43	.08	.08	.09	.00	.00	.00	.00	1.52
05	.01	.01	.00	.00	.00	.00	.00	.00	.00	.02
PR	45.29	24.43	4.46	6.35	4.61	.00	.00	.00	.00	85.14
TL	65,033.89	27,304.59	2,982.77	2,991.92	13,993.96	.00	.00	.00	.00	112,307.13
YR	P&I- 010	P&I- 025	P&I- 026	P&I- 027	P&I- 060	P&I-	P&I-	P&I-	P&I-	TOTAL
14	8,414.40	3,539.86	385.08	386.38	1,913.49	.00	.00	.00	.00	14,639.21
13	765.77	329.24	35.91	35.78	80.33	.00	.00	.00	.00	1,247.03
12	686.72	273.28	31.55	31.44	71.24	.00	.00	.00	.00	1,094.23
11	549.18	218.52	25.22	25.14	56.96	.00	.00	.00	.00	875.02
10	179.22	60.17	8.38	7.79	19.83	.00	.00	.00	.00	275.39
09	92.26	34.35	4.33	4.02	5.92	.00	.00	.00	.00	140.88
08	72.31	33.54	3.56	3.74	10.02	.00	.00	.00	.00	123.17
07	2.66	1.34	.24	.25	.29	.00	.00	.00	.00	4.78
06	.96	.48	.09	.09	.10	.00	.00	.00	.00	1.72
05	.01	.01	.00	.00	.00	.00	.00	.00	.00	.02
PR	72.68	39.21	7.17	10.19	7.41	.00	.00	.00	.00	136.66
TL	10,836.17	4,530.00	501.53	504.82	2,165.59	.00	.00	.00	.00	18,538.11
GR	75,870.06	31,834.59	3,484.30	3,496.74	16,159.55	.00	.00	.00	.00	130,845.24

YEAR	M&O LEVY	M&O PENALTY	M&O INTEREST	I&S LEVY	I&S PENALTY	I&S INTEREST	TOTAL TAXES	ATTY FEES	GRAND TOTAL
2014	88,605.13	8,563.98	4,161.91	13,321.85	1,287.51	625.81	116,566.19	330.23	116,896.42
2013	4,869.47	479.25	687.47	335.20	32.99	47.32	6,451.70	1,088.26	7,539.96
2012	2,508.93	298.00	725.00	174.75	20.72	50.51	3,777.91	755.72	4,533.63
2011	1,543.70	185.26	632.81	107.52	12.88	44.07	2,526.24	505.22	3,031.46
2010	393.07	47.19	208.33	30.54	3.67	16.20	699.00	139.80	838.80
2009	179.32	21.49	113.46	7.87	.94	4.99	328.07	64.34	392.41
2008	127.14	15.26	97.90	11.24	1.35	8.66	261.55	52.31	313.86
2007	4.44	.54	3.96	.28	.03	.25	9.50	1.90	11.40
2006	1.43	.17	1.45	.09	.01	.09	3.24	.65	3.89
2005	.02	.00	.02	.00	.00	.00	.04	.01	.05
2004	1.78	.21	2.23	.08	.01	.10	4.41	.66	5.07
2003	.00	.00	.00	.00	.00	.00	.00	.00	.00
2002	78.75	9.46	117.36	4.53	.54	6.75	217.39	32.61	250.00
2001	.00	.00	.00	.00	.00	.00	.00	.00	.00
2000	.00	.00	.00	.00	.00	.00	.00	.00	.00
1999	.00	.00	.00	.00	.00	.00	.00	.00	.00
1998	.00	.00	.00	.00	.00	.00	.00	.00	.00
1997	.00	.00	.00	.00	.00	.00	.00	.00	.00
1996	.00	.00	.00	.00	.00	.00	.00	.00	.00
1995	.00	.00	.00	.00	.00	.00	.00	.00	.00
1994	.00	.00	.00	.00	.00	.00	.00	.00	.00
1993	.00	.00	.00	.00	.00	.00	.00	.00	.00
1992	.00	.00	.00	.00	.00	.00	.00	.00	.00
1991	.00	.00	.00	.00	.00	.00	.00	.00	.00
1990	.00	.00	.00	.00	.00	.00	.00	.00	.00
1989	.00	.00	.00	.00	.00	.00	.00	.00	.00
1988	.00	.00	.00	.00	.00	.00	.00	.00	.00
1987	.00	.00	.00	.00	.00	.00	.00	.00	.00
1986	.00	.00	.00	.00	.00	.00	.00	.00	.00
PRIOR	.00	.00	.00	.00	.00	.00	.00	.00	.00
TOTAL	98,313.18	9,620.81	6,751.90	13,993.95	1,360.65	804.75	130,845.24	2,971.71	133,816.95

PAGE 784

VOL 025

DELINQUENT BREAKDOWN	BEGIN	ADJUSTMENTS	SUPPLEMENTS	ADJUSTED	COLLECTED	PRIOR YR REF	UNCOLLECTED	% PAID
LEVY	10,337,191.43	.00	.00	10,337,191.43	774,400.66	.00	11,111,592.09	33.71
LATE HS/65	26,546.11-	.00	.00	26,546.11-	4,770.85-	.00	26,546.11-	25.94
OTHER ADJUSTMENTS	2,693.82	.00	.00	2,693.82	27,960.75	.00	2,077.03-	20.89
SUPPLEMENTS	.00	117,298.59	117,298.59	117,298.59	797,590.56	.00	145,259.34	19.61
ADJUSTED	10,313,339.14	117,298.59	117,298.59	10,430,637.73	185,291.74-	23.23	11,228,228.29	7.56
COLLECTED	9,842,387.83-	108,796.31-	108,796.31-	9,951,184.14-	342.34-	23.23	10,136,475.88-	13.35
PR YR REF/NSF CHK	.00	.00	.00	.00	611,956.48-	.00	342.34-	7.68
UNCOLLECTED	470,951.31-	8,502.28-	8,502.28-	479,453.59-	2,830.41	.00	1,091,410.07-	6.23
LATE RENDITION BEGIN	2,916.87	.00	.00	2,916.87	2,680.79	.00	5,747.28	3.94
LATE REND ADJUSTED	2,759.75	.00	.00	2,759.75	309,282.45	.00	5,440.54	3.94
COLLECTED	9,842,387.83	108,796.31	108,796.31	9,951,184.14	185,291.74	23.23	10,136,475.88	29.58-
DISCOUNTS	29.54-	.04-	.04-	29.58-	.00	.00	78,892.65	20.89
PENALTY	57,354.32	109.32	109.32	57,463.64	21,429.01	.00	69,751.43	19.61
INTEREST	16,418.14	24.33	24.33	16,442.47	53,308.96	.00	10,285,090.38	7.56
NET	9,916,130.75	108,929.92	108,929.92	10,025,060.67	260,029.71	.00	10,285,090.38	7.56
COURT COST	.00	.00	.00	.00	.00	.00	.00	.00
ABST FEES	.00	.00	.00	.00	.00	.00	.00	.00
ATTY FEES	1,339.89	237.03	237.03	1,576.92	49,064.83	.00	50,641.75	3.94
OTHER FEES	.00	.00	.00	.00	187.91	.00	2,885.74	14.426
REND PENLTY (AGENCY %)	2,697.83	.00	.00	2,697.83	178.53	.00	2,741.48	14.426
(AGENCY %)	2,562.95	.00	.00	2,562.95	9.38	.00	144.26	10.338,617.87
(CAD %)	134.88	.00	.00	134.88	309,282.45	.00	10,338,617.87	33.71
TOTAL	9,920,168.47	109,166.95	109,166.95	10,029,335.42	309,282.45	23.23	10,338,617.87	33.71

PAGE 785
VOL 025

PRIOR YEARS - 403.93



RTS.SUM.9352
 PRD2 RTS9352
 OFFICE ID: 112

TEXAS DEPARTMENT OF MOTOR VEHICLES
 REGISTRATION AND TITLE SYSTEM

REGISTRATION AND TITLE SUMMARY REPORT
 HOPKINS

ORIGINAL - FUNDS REPORT DATE JUNE 2015
 REPORTING DATE JUNE 2015

ITEM DESCRIPTION	ITEMS SOLD COUNT	VOID COUNT	ACCOUNTING FEES DESCRIPTION	AMOUNT
ANTIQUE MOTORCYCLE PLT	2	0	REBUILT FEE	\$ 130.00
ANTIQUE PLT	5	0	TITLE APPLICATION FEE	10,465.00
BLUE DISABLED PLACARD	109	0	TITLE SUBTOT	10,595.00
COMBINATION PLT	3	0		
DISABLED PERSON PLT	13	0	AMERICAN QUARTER HORSE PLT	0.00
EXEMPT DOUBLE PLT	11	0	ANTIQUE PLT	210.00
EXEMPT SINGLE PLT	1	0	AUTOMATION FEE	3,198.00
FARM TRLR PLT	70	1	BLUEBONNET PLT	90.00
FARM TRUCK PLT	24	0	BUYERS TAG	1,885.00
MOTORCYCLE PLT	12	1	CNTY ROAD BRIDGE ADD-ON FEE	28,570.00
ONE-TRIP PERMIT	11	0	COMBINATION PLT	1,941.25
PASSENGER-TRUCK PLT	568	21	COME & TAKE IT D APL	0.00
PLATE STICKER	756	12	COTTON BOLL PLT	30.00
PRIVATE BUS PLT	1	0	DELINQUENT TRANSFER PENALTY	550.00
RED DISABLED PLACARD	8	0	DELQ TRANS PENALTY 2008	550.00
TOKEN TRLR PLT	7	0	DISABLED VETERAN PLT	24.00
TRAVEL TRLR PLT	18	1	EXEMPT REGISTRATION	0.00
TRLR PLT	108	0	HORNED LIZARD PLT	30.00
WINDSHIELD STICKER	2,451	28	INQUIRY	34.00
144-HOUR PERMIT	1	0	INSPECTION FEE-CDEC	88.00
30 DAY MOTORCYCLE PERMIT	1	0	INSPECTION FEE-CW	220.00
30 DAY PERMIT	72	0	INSPECTION FEE-OB	327.75
72-HOUR PERMIT	7	0	INSPECTION FEE-TLMC	870.00
			INSPECTION FEE-TSI	16.50
			INSPECTION FEE-1YR	6,472.50
			INSPECTION FEE-2YR	837.50
			IRP FUNDS INTERFACE	13,114.98
			LARGE STAR BLK/SILV C APL	0.00
			LARGE STAR WHITE/BLACK A RNW	150.00
			LATE REGISTRATION PENALTY	412.25
			MAIL IN FEE	246.15
			ONE TRIP PERMIT	55.00
			ORGAN DONOR FEE	3.00
			PERSONALIZATION FEE	40.00
			PERSONALIZED PLATE FEE	93.34
			PLATE STICKER	22,537.50
			PROFESSIONAL FIREFIGHTER PLT	30.00
			PURPLE HEART PLT	9.00
			REFUND - AUTOMATION FEE	3.00
			REFUND - REGISTRATION FEE	1,831.67
			REG FEE-DPS	2,464.00
			REGIS. CREDIT REMAINING	493.37
			REGISTRATION CORRECTION	59.00
			REPLACEMENT FEE \$5	15.00
			REPLACEMENT FEE \$6	330.00
			STATE OF THE ARTS PLT	47.50
			STATE PARKS DONATION	10.00
			TEMPORARY DISABLED PLACARD	40.00
			TEXAS BLACK 1845 C RNW	100.00

RUNDATE 07/06/15
 RUNTIME 23:42:20



RTS.SUM.9352
PRD2 RTS9352
OFFICE ID: 112


TEXAS DEPARTMENT OF MOTOR VEHICLES
REGISTRATION AND TITLE SYSTEM

REGISTRATION AND TITLE SUMMARY REPORT
HOPKINS

ORIGINAL - FUNDS REPORT DATE JUNE 2015
REPORTING DATE JUNE 2015

ITEM DESCRIPTION	ITEMS SOLD COUNT	VOID COUNT	ACCOUNTING FEES DESCRIPTION	AMOUNT
			TEXAS TECH UNIVERSITY PLT TRANSFER	27.50 225.00
			TX TROPHY HUNTERS C APL	0.00
			TX:LIKE A WHOLE OTHER CNTRY	30.00
			VETERANS' FUND	15.00
			WINDSHIELD STICKER	126,493.65
			144 HOUR PERMIT	50.00
			30-DAY PERMIT	1,825.00
			72 HOUR PERMIT	175.00
			REGISTRATION SUBTOT	212,214.33
			REGISTRATION EMISSIONS FEE	1,546.24
			SALES TAX EMISSION FEE 1%	1,790.74
			SALES TAX EMISSIONS FEE	825.00
			SALES TAX FEE	374,621.78
			SALES TAX PENALTY FEE	2,196.55
			TEXAS MOBILITY FUND FEE	12,075.00
			SALES TAX SUBTOT	393,055.31
			YOUNG FARMER PROGRAM	535.00
			YOUNG FARMER SUBTOT	535.00
TOTAL	4,259	64	TOTAL	616,399.64

*** ANY 'PASS THRU MONIES' ARE COLLECTED AT THE REGIONS AND PASSED ON TO THE COUNTIES ***



RTS.SUM.9352
PRD2 RTS9352
OFFICE ID: 112


TEXAS DEPARTMENT OF MOTOR VEHICLES
REGISTRATION AND TITLE SYSTEM

REGISTRATION AND TITLE SUMMARY REPORT
HOPKINS

ORIGINAL - FUNDS REPORT DATE JUNE 2015
REPORTING DATE JUNE 2015

FUNDS CATEGORY	TxDMV AMOUNT DUE	COUNTY AMOUNT DUE	OTHER AMOUNT DUE	TOTAL AMOUNT DUE
REBUILT FEE1	\$ 100.00	\$ 0.00	\$ 0.00	\$ 100.00
REBUILT FEE2	30.00	0.00	0.00	30.00
TITLE APPL FEES	2,415.00	4,025.00	0.00	6,440.00
TITLE APPL-COMP	4,025.00	0.00	0.00	4,025.00
TITLE SUBTOT	6,570.00	4,025.00	0.00	10,595.00
AUTOMATION FEE	3,198.00	0.00	0.00	3,198.00
BUYERS TAG	1,885.00	0.00	0.00	1,885.00
CO R & B FUND	160,174.86	0.00	0.00	160,174.86
CTY COMMISSIONS	0.00	6,205.40	0.00	6,205.40
DELQ TRANSFER	275.00	275.00	0.00	550.00
DELQ TRNSF CNTY	0.00	275.00	0.00	275.00
DELQ TRNSF EDUC	110.00	0.00	0.00	110.00
DELQ TRNSF FND6	165.00	0.00	0.00	165.00
DP CARD	40.00	0.00	0.00	40.00
INQUIRY FEES	0.00	34.00	0.00	34.00
INSP LIRAP-1	138.00	0.00	0.00	138.00
INSP TCEQ-1	2,008.00	0.00	0.00	2,008.00
INSP TCEQ-2	200.00	0.00	0.00	200.00
INSP TCEQ-3	12.50	0.00	0.00	12.50
INSP TERP	140.00	0.00	0.00	140.00
INSP TMF-EMISS	50.00	0.00	0.00	50.00
INSP TXMBLTY-1	3,514.00	0.00	0.00	3,514.00
INSP TXMBLTY-2	537.50	0.00	0.00	537.50
INSP TXMBLTY-3	140.00	0.00	0.00	140.00
INSP TXONLNE-1	2,086.00	0.00	0.00	2,086.00
INSP TXONLNE-2	6.25	0.00	0.00	6.25
MAILING FEES	0.00	246.15	0.00	246.15
OPT RD & B FEE	0.00	28,570.00	0.00	28,570.00
ORGAN DONOR	3.00	0.00	0.00	3.00
REFUND-AUTOMATE	3.00	0.00	0.00	3.00
REFUND-REGIS	1,831.67	0.00	0.00	1,831.67
REG FEE-DPS	2,464.00	0.00	0.00	2,464.00
REPL FEE \$5	7.50	7.50	0.00	15.00
REPL FEE \$6	192.50	137.50	0.00	330.00
SP-ANTHR CNTRY	22.00	0.00	0.00	22.00
SP-BLUEBONNET	66.00	0.00	0.00	66.00
SP-COMM OF ARTS	34.83	0.00	0.00	34.83
SP-COTTON BOLL	22.00	0.00	0.00	22.00
SP-HORNED TOAD	22.00	0.00	0.00	22.00
SP-PERSONALIZE	129.17	0.00	0.00	129.17
SP-PRO FF	22.00	0.00	0.00	22.00
SP-TEXAS-TECH	20.16	0.00	0.00	20.16
SP-TXDOT COM CR	3.50	0.00	0.00	3.50
SPL CNTY COMMSN	0.00	13.50	0.00	13.50
SPL TXDMV PART	2.17	0.00	0.00	2.17
SPL TXDOT PART	98.51	0.00	0.00	98.51
STATE PARKS	10.00	0.00	0.00	10.00

RUNDATE 07/06/15
RUNTIME 23:42:20



RTS.SUM.9352
 PRD2 RTS9352
 OFFICE ID: 112

TEXAS DEPARTMENT OF MOTOR VEHICLES
 REGISTRATION AND TITLE SYSTEM

REGISTRATION AND TITLE SUMMARY REPORT
 HOPKINS

ORIGINAL - FUNDS REPORT DATE JUNE 2015
 REPORTING DATE JUNE 2015

FUNDS CATEGORY	TxDMV AMOUNT DUE	COUNTY AMOUNT DUE	OTHER AMOUNT DUE	TOTAL AMOUNT DUE
TRANS OF REGIS	112.50	112.50	0.00	225.00
VENDOR DMV FD 6	13.33	0.00	0.00	13.33
VENDOR FD6 05%	11.83	0.00	0.00	11.83
VENDR CNTY CMSN	0.00	2.50	0.00	2.50
VETERANS' FUND	15.00	0.00	0.00	15.00
VNDRFD1 DMV 95%	224.84	0.00	0.00	224.84
REGISTRATION SUBTOT	176,335.28	35,879.05	0.00	212,214.33
REGIS EMISSIONS	0.00	0.00	1,546.24	1,546.24
SALES TAX	0.00	0.00	376,818.33	376,818.33
SLSTX EMISSIONS	0.00	0.00	825.00	825.00
SLSTX EMISSION1	0.00	0.00	1,790.74	1,790.74
TXMOBILITY FD	0.00	0.00	12,075.00	12,075.00
SALES TAX SUBTOT	0.00	0.00	393,055.31	393,055.31
YOUNG FARMER FD	0.00	0.00	535.00	535.00
YOUNG FARMER SUBTOT	0.00	0.00	535.00	535.00
TOTAL	182,905.28	39,904.05	393,590.31	616,399.64

*** ANY 'PASS THRU MONIES' ARE COLLECTED AT THE REGIONS AND PASSED ON TO THE COUNTIES ***